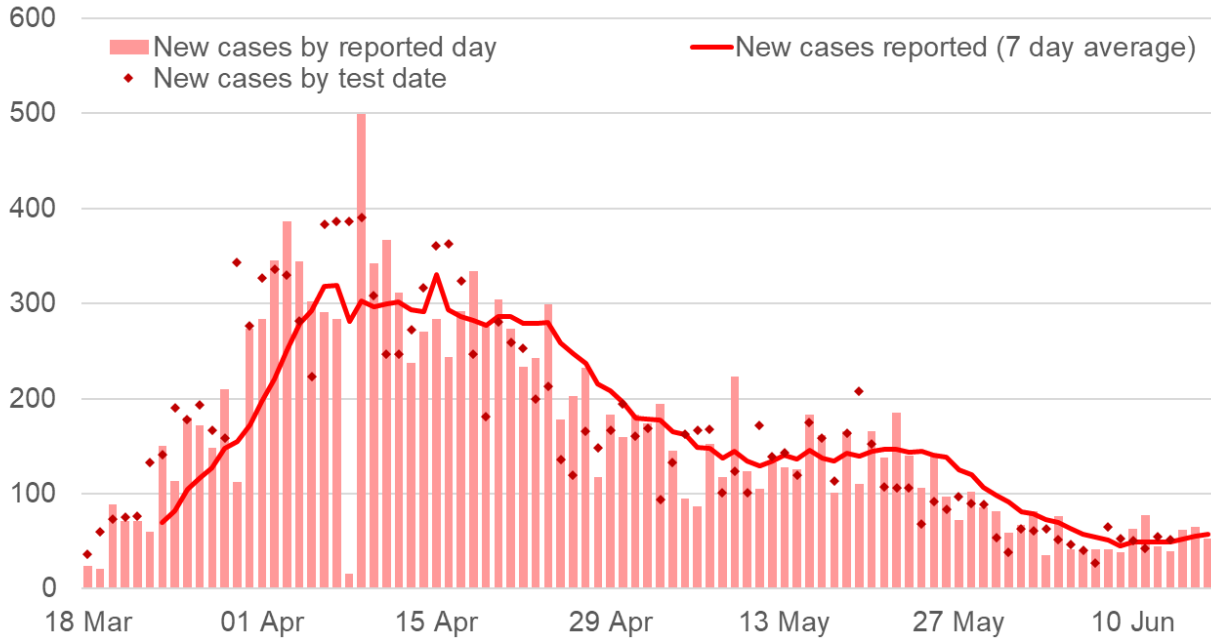
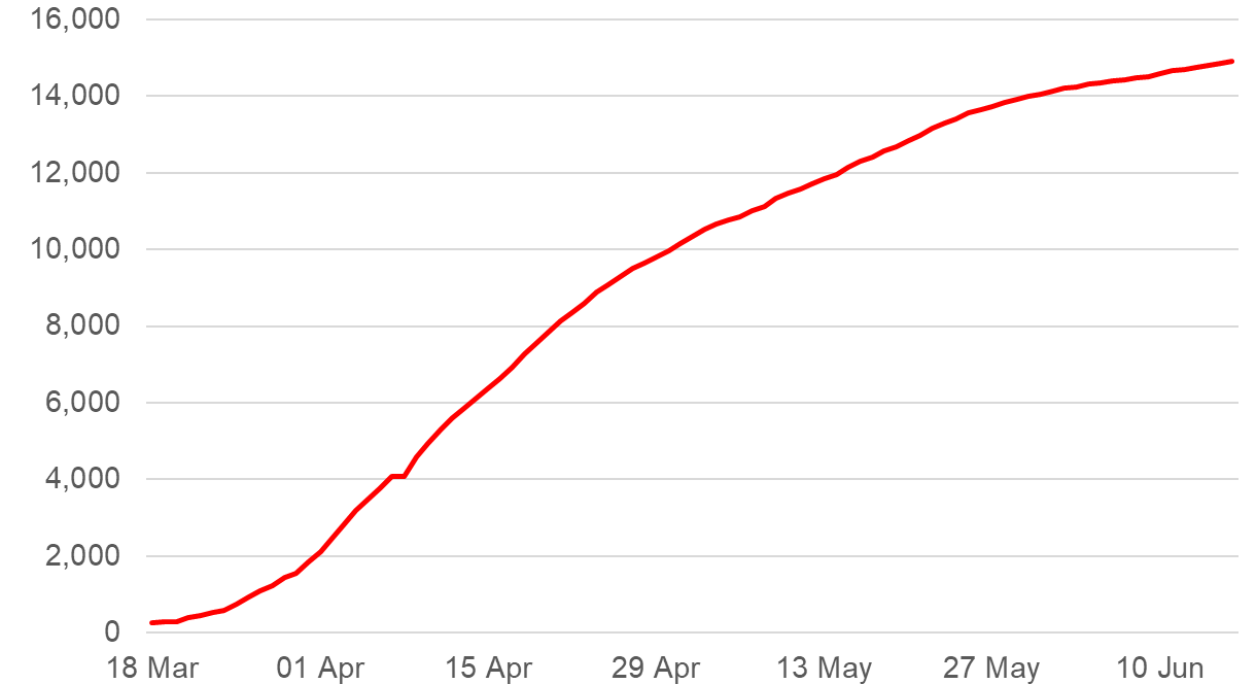


CASES

New cases by reported day and new cases by test date, NHS Wales laboratories only



Number of cumulative cases reported, NHS Wales laboratories only



These data do not include 19,549 tests from non-NHS Wales laboratories, with a cumulative total number of positive tests of 637.

Source: [Public Health Wales](https://www.gov.wales/public-health-wales)

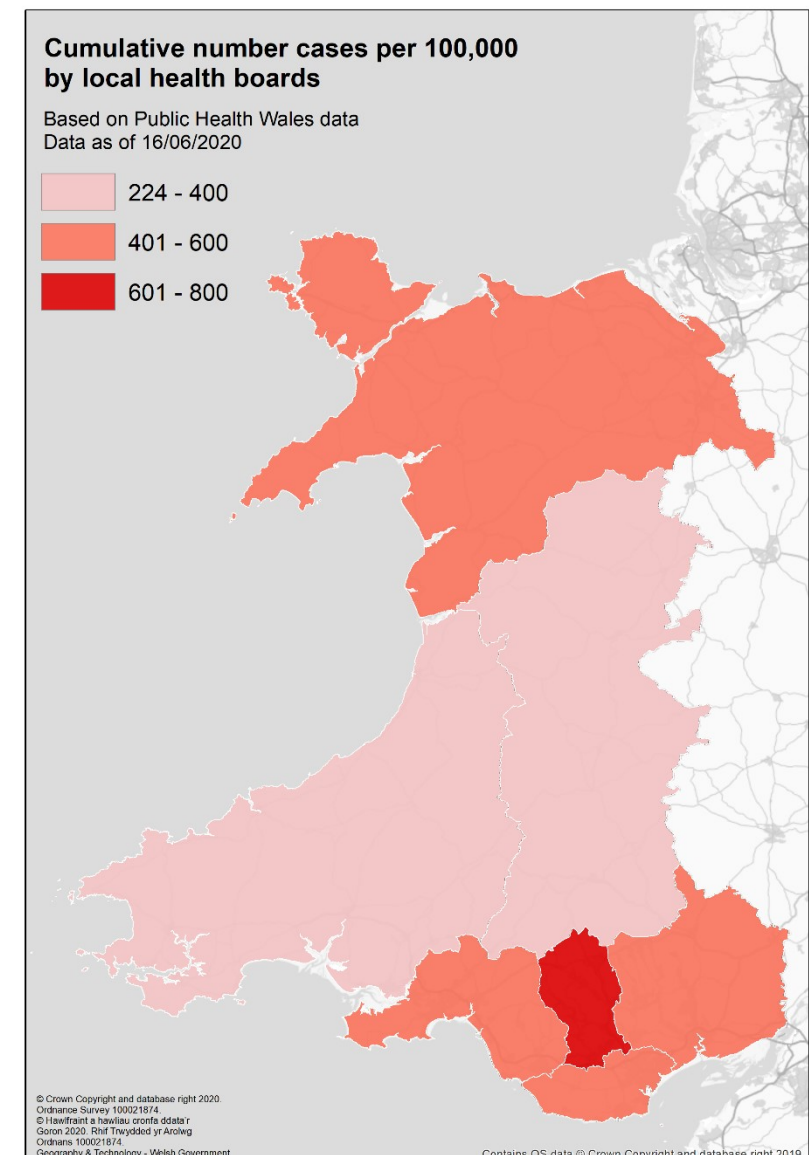
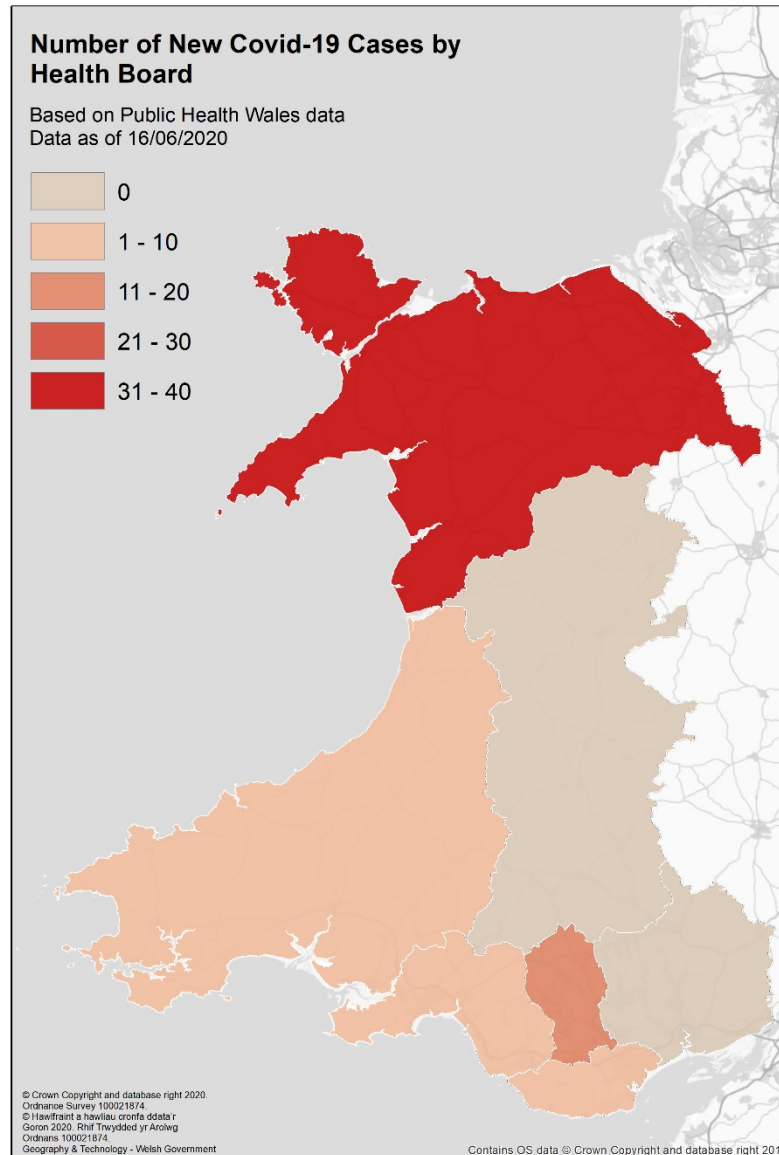
Data as at 16/06/2020

Data sourced from management information and may differ from official statistics.

CASES BY LOCAL HEALTH BOARD

NHS Wales laboratories only

	New Cases	Cumulative Cases	Cumulative cases per 100,000
Aneurin Bevan University Health Board	0	2,600	438
Betsi Cadwaladr University Health Board	31	3,203	458
Cardiff and Vale University Health Board	7	2,891	578
Cwm Taf Morgannwg University Health Board	11	2,712	604
Hywel Dda University Health Board	2	1,090	281
Powys Teaching Health Board	0	296	224
Swansea Bay University Health Board	2	1,900	487
To be confirmed	0	112	-
Wales total	53	14,804	470
Resident outside Wales	0	118	-
Total	53	14,922	-



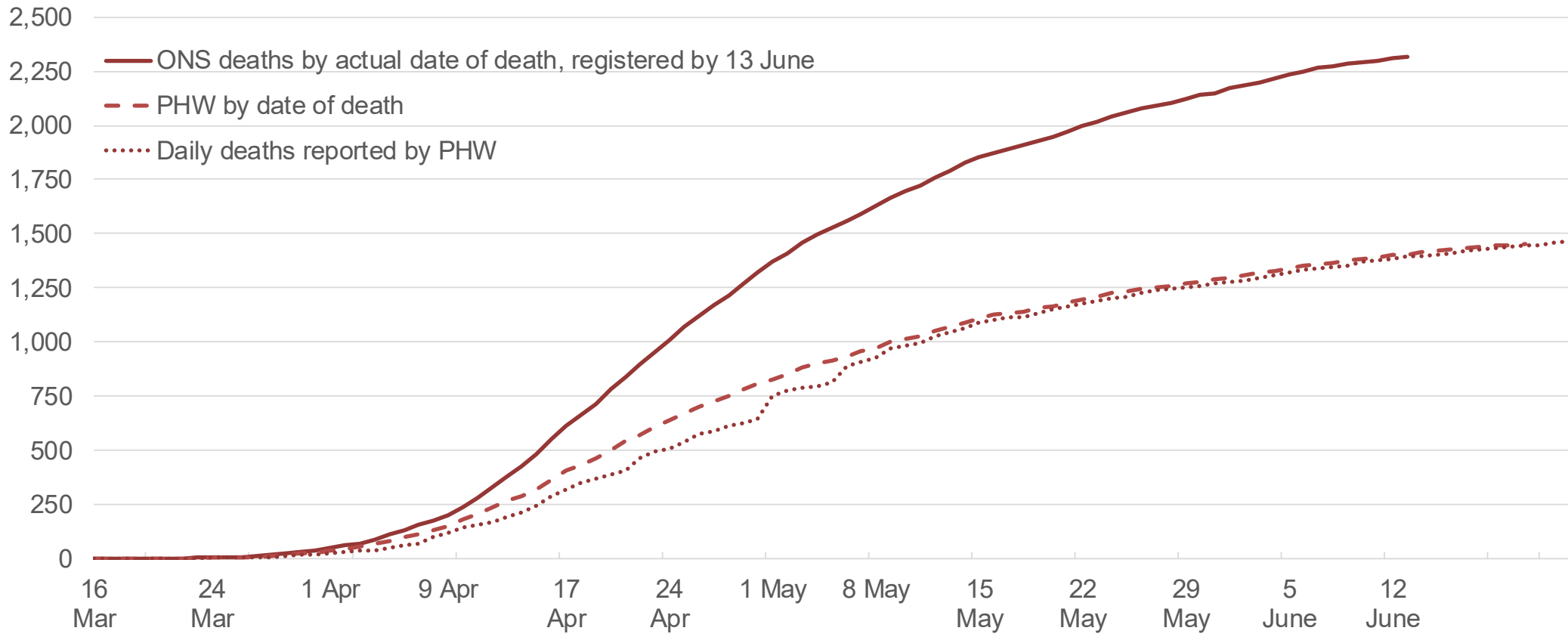
Source: [Public Health Wales](https://publichealth.wales)

Data as at 16/06/2020

Data sourced from management information and may differ from official statistics.

CUMULATIVE DEATHS

Number of deaths involving COVID-19, reported and by date of deaths, by source: 16 March to 16 June 2020



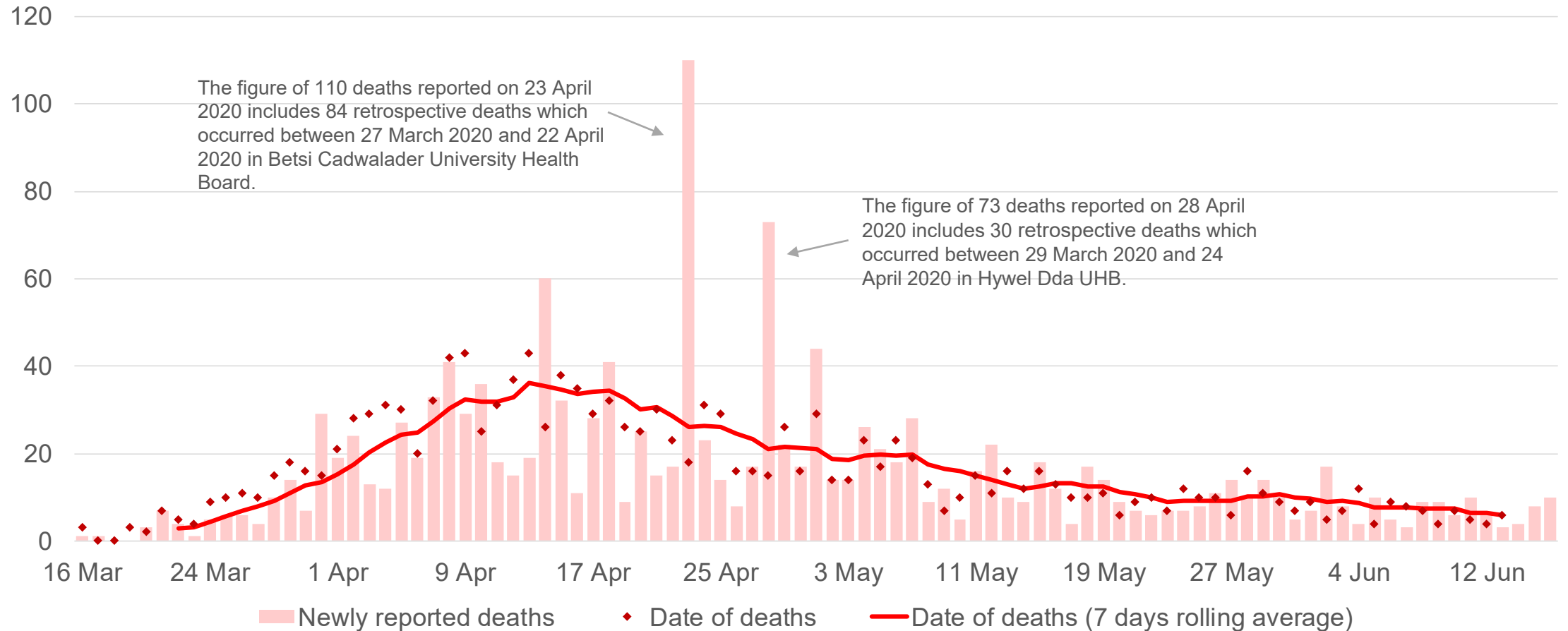
Note: The [Chief Statistician's blog](#) explains why the PHW data differs to the more comprehensive ONS data

Data sourced from management information and may differ from official statistics.

Source: [Public Health Wales](#) data as at 16/06/2020
[Office for National Statistics](#) data up to 05/06/20

DAILY DEATHS

Number of deaths involving COVID-19 reported by Public Health Wales



Source: [Public Health Wales](#)

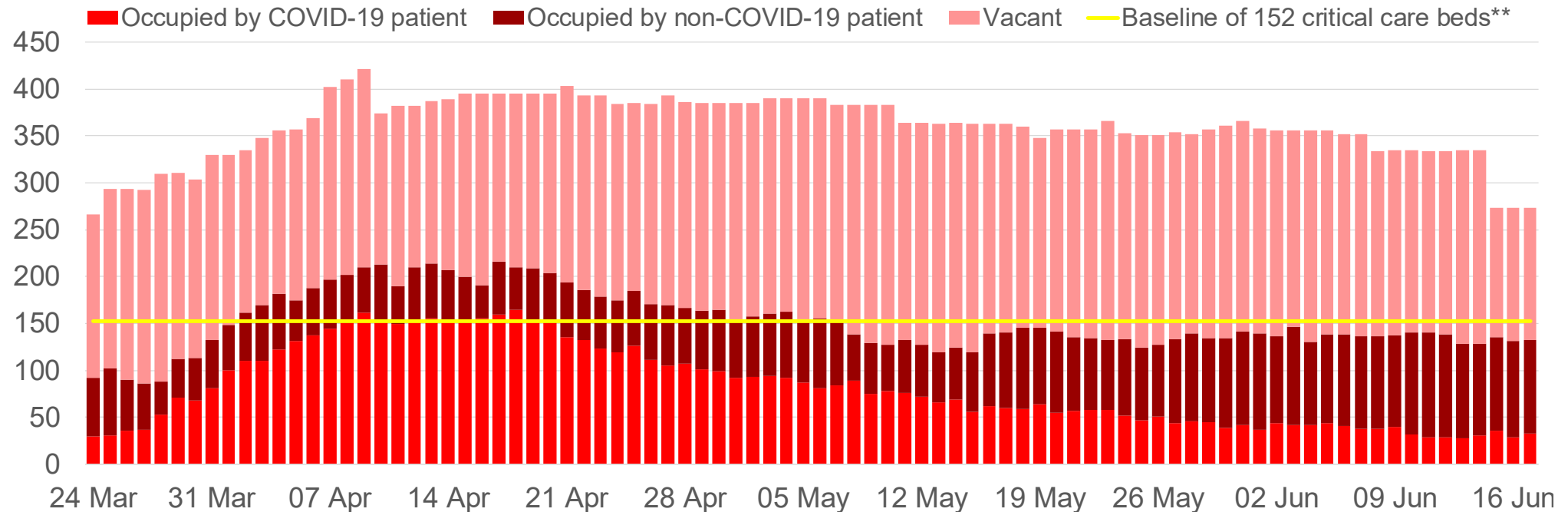
Data as at 16/06/2020

Data sourced from management information and may differ from official statistics.

INVASIVE VENTILATED BEDS

Note: Please see the [Chief Statistician's blog](#) for more information on the terminology.

Number of invasive ventilated beds*, by use



* Includes temporary surge capacity, and beds both in and outside a critical care environment

** Baseline relates to the number of beds that were available prior to the COVID-19 pandemic

Hospitals are starting to close some of the additional surge capacity that was previously put in place for the COVID-19 pandemic.

Source: NHS Wales Informatics Service

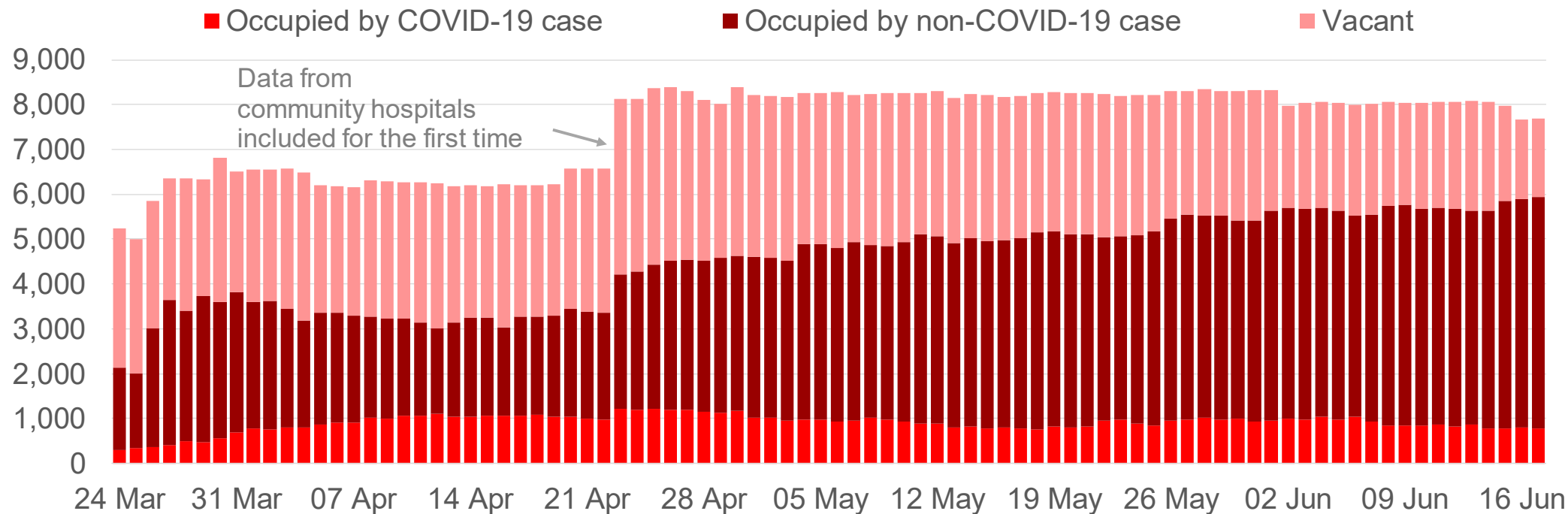
Data as at: 17/06/2020

Data sourced from management information and may differ from official statistics.

GENERAL AND ACUTE BEDS

Note: Please see the [Chief Statistician's blog](#) for more information on the reporting change.

Number of general and acute beds, by use

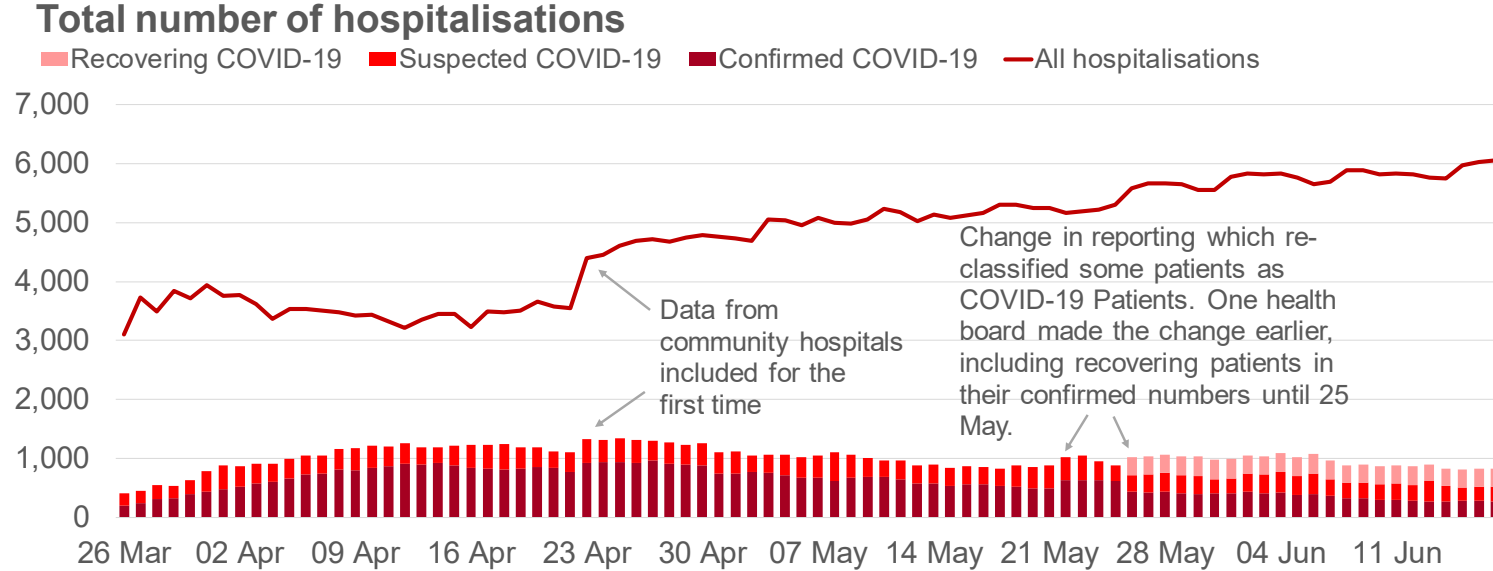


Hospitals are starting to close some of the additional surge capacity that was previously put in place for the COVID-19 pandemic.

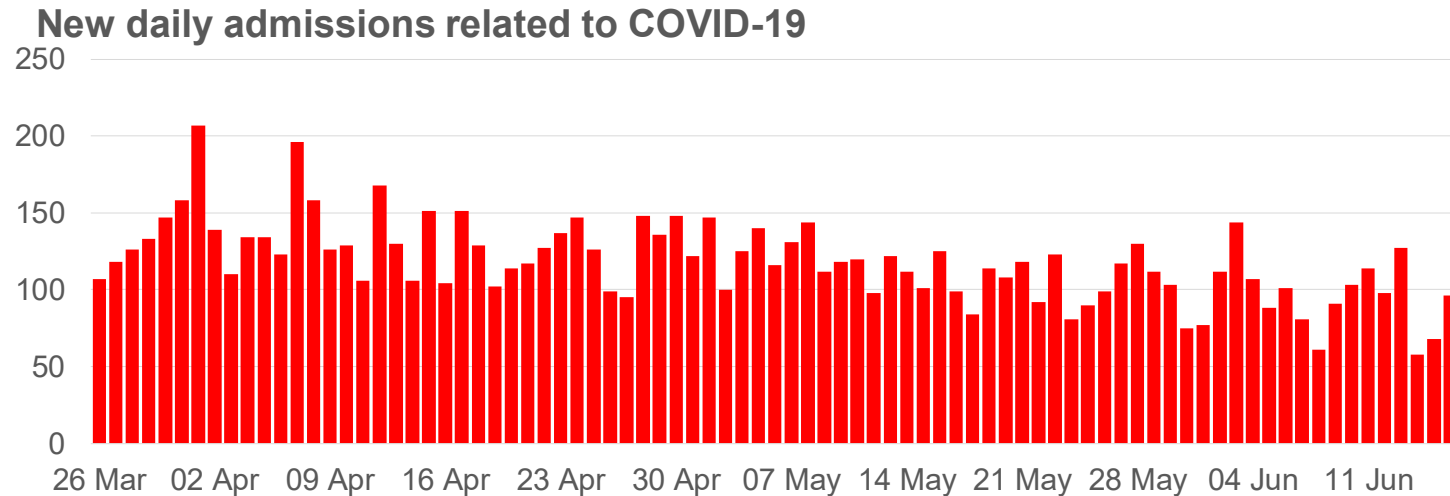
Source: NHS Wales Informatics Service
Data as at: 17/06/2020

Data sourced from management information and may differ from official statistics.

HOSPITALISATIONS AND NEW ADMISSIONS



Note: Please see the [Chief Statistician's blog](#) for more information on the reporting change.



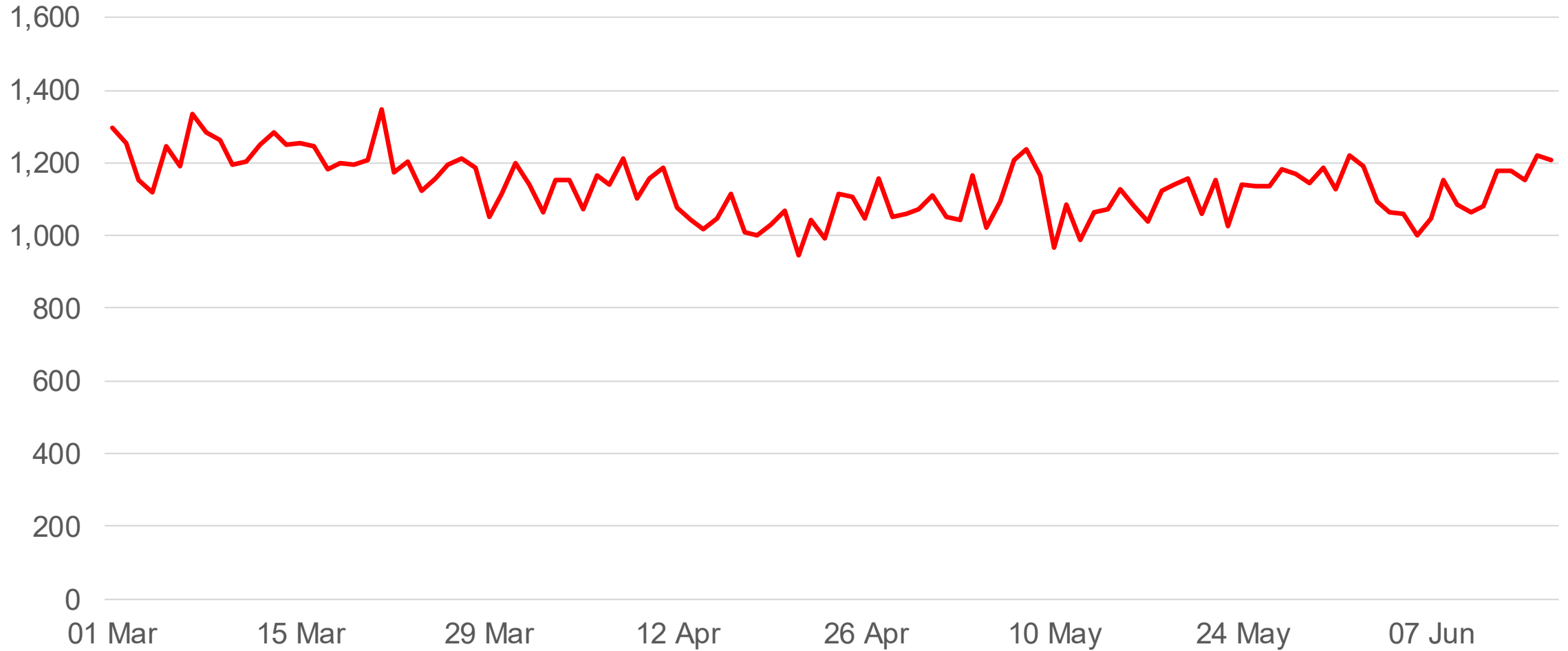
Source: NHS Wales Informatics Service

Data as at: 17/06/2020

Data sourced from management information and may differ from official statistics.

EMERGENCY AMBULANCE CALLS

Emergency ambulance calls

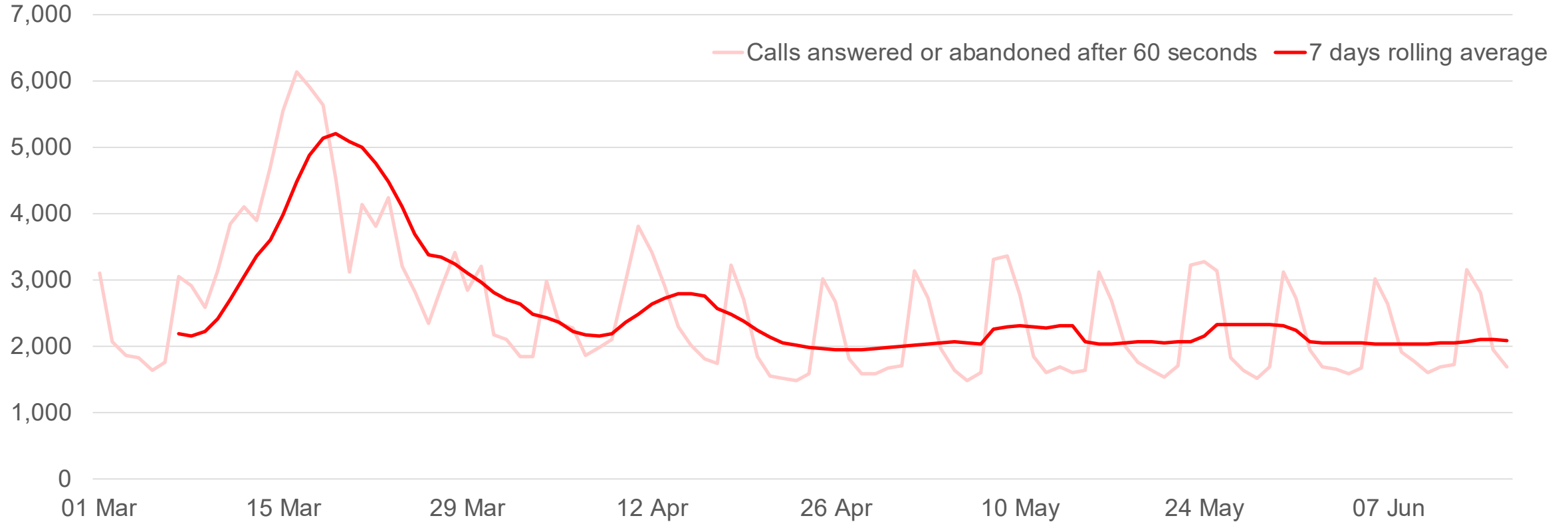


Source: Welsh Ambulance Service NHS Trust
Data as at 16/06/2020

Data sourced from management information and may differ from official statistics.

111 AND NHS DIRECT CALLS

Calls answered or abandoned after 60 seconds



Source: Welsh Ambulance Service NHS Trust

Data as at 16/06/2020

Data sourced from management information and may differ from official statistics.

DAILY A&E ATTENDANCES

Number of daily A&E attendances

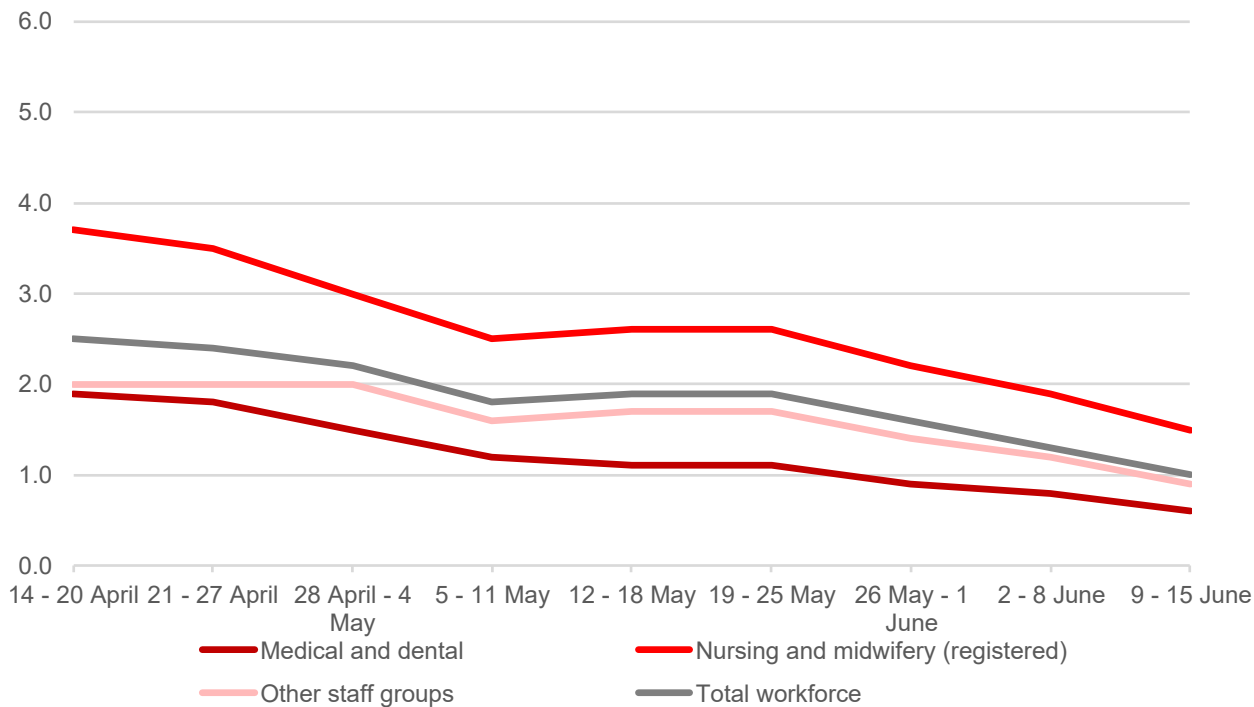


Source: NHS Wales Informatics Service
Data as at 15/06/2020

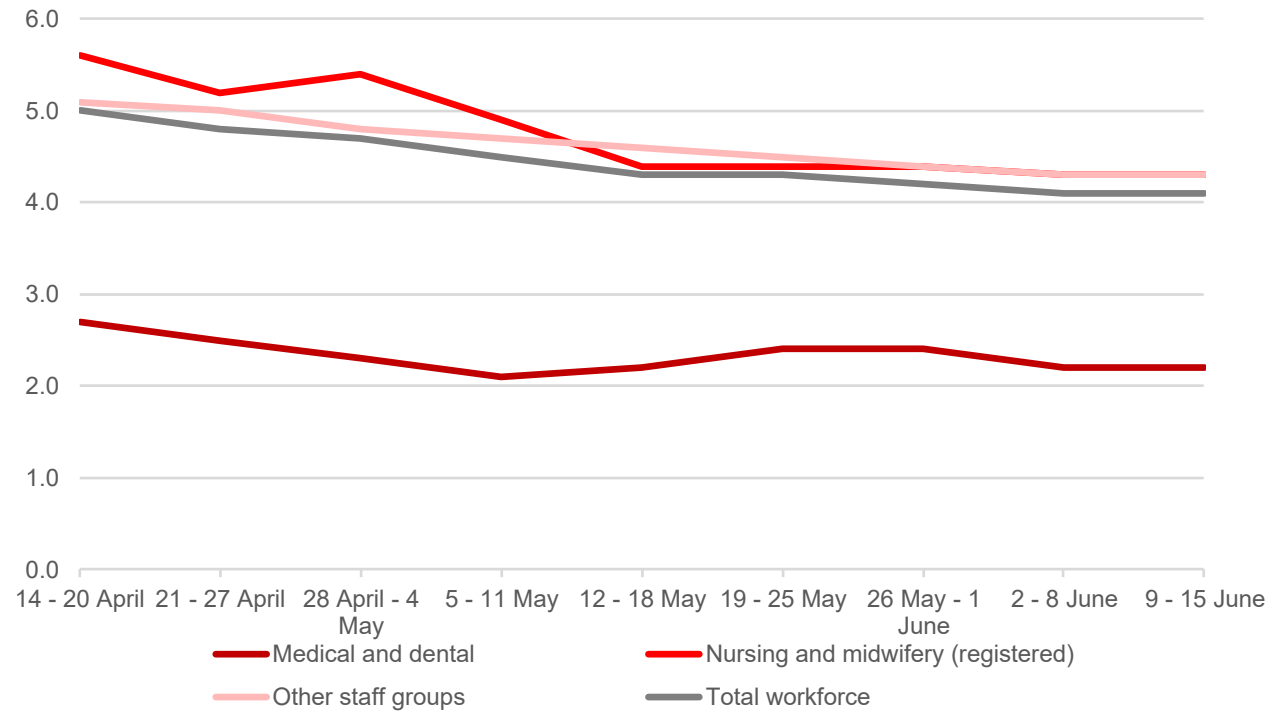
Data sourced from management information and may differ from official statistics.

WEEKLY AVERAGE PERCENTAGE OF NHS STAFF ABSENCES

The weekly average percentage of NHS Staff absent in Wales due to COVID-19



The weekly average percentage of NHS Staff self-isolating in Wales



Source: Welsh Government
Data as at 15/06/2020

Data sourced from management information and may differ from official statistics.

NOTES

Slide	Notes
Overall	The data published here are taken from management information and are subject to change. These data have not been subject to the same validation processes undertaken for official statistics releases. However, they are provided to support transparency and understanding of NHS activity at this time. The official statistics should continue to be considered the authoritative source of data.
Cases	<p>Reporting times for tests and cases changed on 9th/10th April so values of 8th April do not reflect 24 hours of activity on this date. New cases by test date is based on the day the sample was taken for testing. As test results take time to come back, sometimes three days, the last three days of new cases by test date have been excluded. Cases from NHS Wales laboratories only. These data do not include 19,549 tests from non-NHS Wales laboratories, with a cumulative total number of positive tests of 637.</p> <p>For cumulative cases per 100,000 by Local Health Board, population data are sourced from the Office of National Statistics 2019-Mid Year population estimates.</p>
Daily deaths	<p>Newly reported deaths are based on those reported at 2pm by Public Health Wales every day. The date of death is based on the day that the death occurred. As the date of deaths is updated retroactively after deaths are reported, the last three days are excluded. This includes deaths occurring in individuals who were laboratory confirmed with COVID19. The figures do not include individuals who may have died from COVID19 but who were not confirmed by laboratory testing. The majority of deaths reported occurred in hospital settings, however a proportion occurred in other settings. The Chief Statistician's blog explains why the PHW data differs to the more comprehensive ONS data</p>
Cumulative deaths	<p>Newly reported deaths are based on those reported at 2pm by Public Health Wales every day. The date of death is based on the day that the death occurred. As the date of deaths is updated retroactively after deaths are reported, the last three days are excluded. This includes deaths occurring in individuals who were laboratory confirmed with COVID19. The figures do not include individuals who may have died from COVID19 but who were not confirmed by laboratory testing. The majority of deaths reported occurred in hospital settings, however a proportion occurred in other settings. The Chief Statistician's blog explains why the PHW data differs to the more comprehensive ONS data</p> <p>Figures for deaths occurring only include deaths that were registered by the date indicated, so may be an underestimate due to registration delays. More information on registration delays for a range of causes can be found on the ONS website.</p>
Invasive ventilated beds	<p>Invasive ventilated beds number include temporary surge capacity, and beds both in and outside a critical care environment. There are usually around 152 critical care beds in Wales. Please see the Chief Statistician's blog for more information on the terminology around invasive ventilated beds. Field hospitals included from 20 April 2020 and community hospitals included from 23 April 2020. COVID19 patients include suspected, confirmed and recovering COVID19 patients. Historic data may have been revised and therefore may not be identical to that previously published..</p>
General and acute beds	<p>Field hospitals included from 20 April 2020 and community hospitals included from 23 April 2020. COVID19 patients include suspected, confirmed and recovering COVID19 patients. Historic data may have been revised and therefore may not be identical to that previously published.</p>
Hospitalisations and admissions	<p>Field hospitals included from 20 April 2020 and community hospitals included from 23 April 2020. Hospitalisation for COVID19 include suspected, confirmed and recovering COVID19 patients. Historic data may have been revised and therefore may not be identical to that previously published.</p>

NOTES

Slide	Notes
Invasive ventilated beds; General and acute beds and Hospitalisations and admissions	<p>Please see the Chief Statistician's blog for more information on recovering patients. Recovering patients are COVID positive patients who had been in hospital for 14+ days with no signs and symptoms, but remain in hospital on a COVID treatment pathway, often for rehabilitation. Health boards were asked to make the change from the 26 May 2020. One health board made the change on 22 May, including the recovering COVID patients in the confirmed category until 25 May. One health board made the change on the 8 June 2020.</p> <p>Hospitals are starting to close some of the additional surge capacity that was previously put in place for the COVID-19 pandemic.</p>
Ambulance calls	Number of incidents in Wales attended by WAST resources, excluding incidents in England.
111 and NHS Direct calls	Figures represent total calls answered or calls abandoned after 60 seconds to 111 and NHS Direct. This data also differs from the Public Health Wales Dashboard. The PHW dashboard only includes calls logged into their system for certain protocol and does not include all callers who wished to speak to an operator
Daily A&E attendances	Includes attendances to both major and minor hospitals. Some small minor A&E units are not able to submit daily data, therefore there is probably a small undercount in total attendance.
NHS staff absences	<p>These figures include data for all NHS organisations in Wales but exclude data for Swansea Bay until 20 May (as they were unable to provide data on the same basis as the other organisations until that date).</p> <p>Cardiff & Vale do not provide data for weekends / bank holidays. Therefore, data for the previous Friday is repeated over Saturday and Sunday (and bank holiday Monday). Nursing and midwifery category includes only registered staff.</p> <p>The percentage of staff self-isolating does not necessarily reflect staff absent from work. For example, there will be staff who are able to continue working at home. Changes in the way the data is collected in Betsi Cadwaladr from 8 June have improved data accuracy. As a result there has been a reduction in the total number of staff reported as absent and a reduction in the number of staff whose absence is related to COVID19.</p>