

CASES REPORTED TO PUBLIC HEALTH WALES

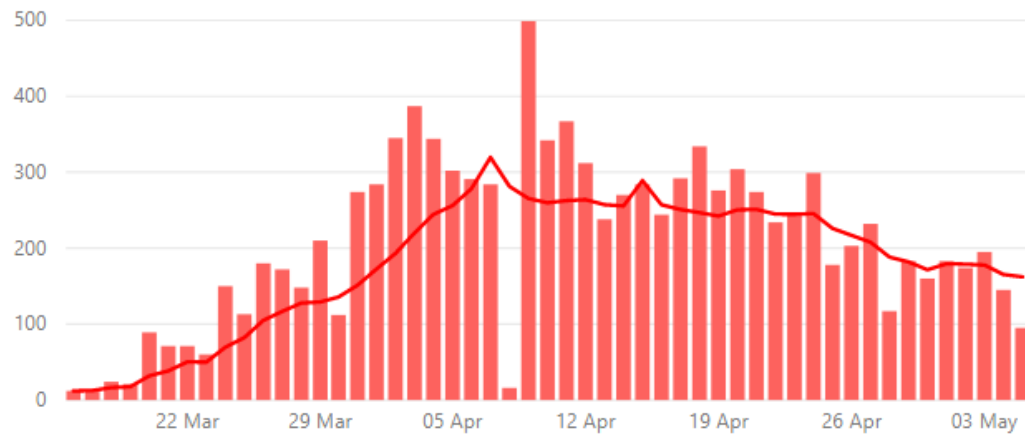
New cases

05/05/2020

95

New cases and 7 day average

● NewCases ● 7DayAverage



Cumulative cases

05/05/2020

10,764

Number of cumulative cases



Note: Reporting times for tests and cases changed on 9th/10th April so values of 8th April do not reflect 24 hours of activity on this date.

Source: [Public Health Wales](#)

Data as at 05/05/20

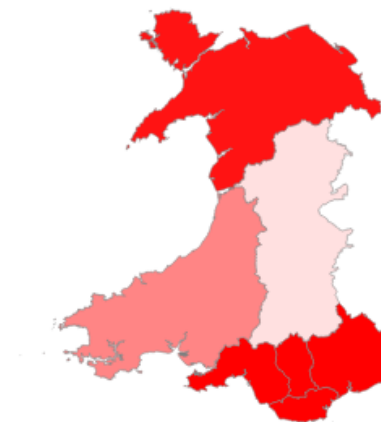
CASES BY LOCAL HEALTH BOARD

New cases by health board



Betsi Cadwaladr University	23
Cwm Taf Morgannwg University	21
Aneurin Bevan University	18
Swansea Bay University	16
Cardiff and Vale University	13
Powys Teaching	2
Hywel Dda University	1
To be confirmed	1
Resident outside Wales	0
Total	95

Cumulative cases by health board



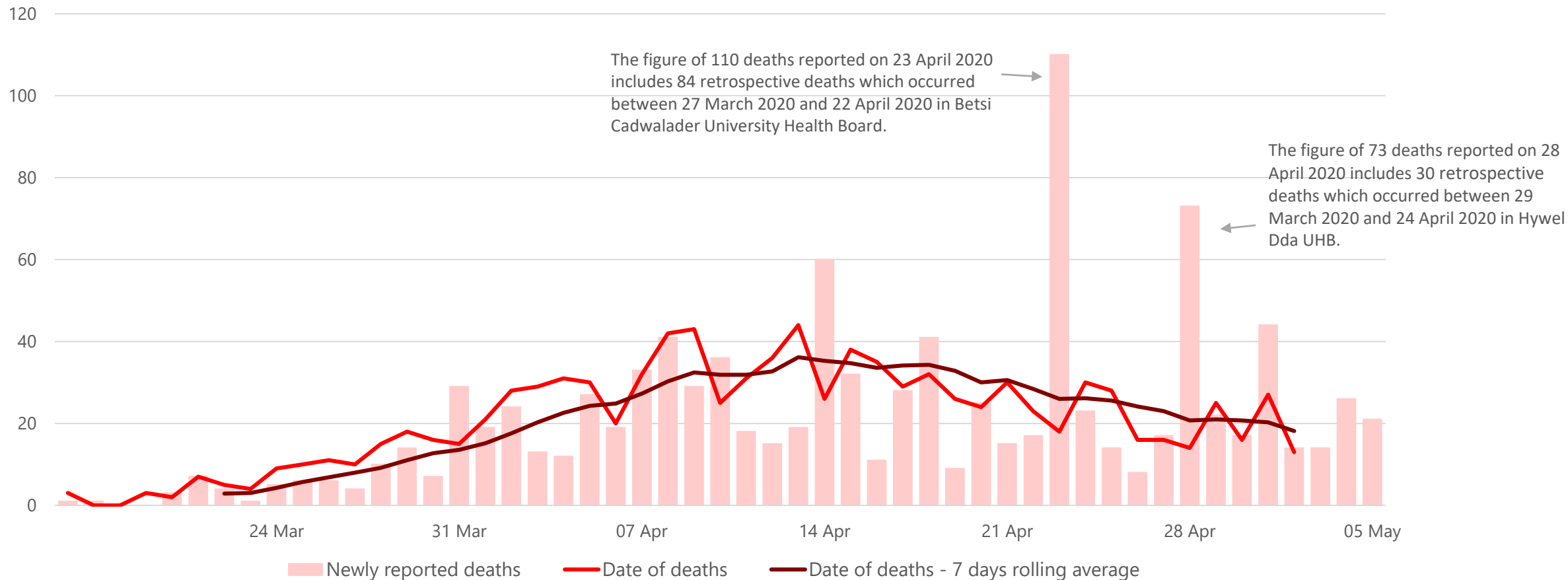
Cardiff and Vale University	2,344
Aneurin Bevan University	2,226
Cwm Taf Morgannwg University	1,912
Swansea Bay University	1,646
Betsi Cadwaladr University	1,491
Hywel Dda University	771
Powys Teaching	196
Resident outside Wales	93
To be confirmed	85
Total	10,764

Source: [Public Health Wales](#)

Data as at 05/05/20

DEATHS REPORTED TO PUBLIC HEALTH WALES

Number of deaths reported to Public Health Wales



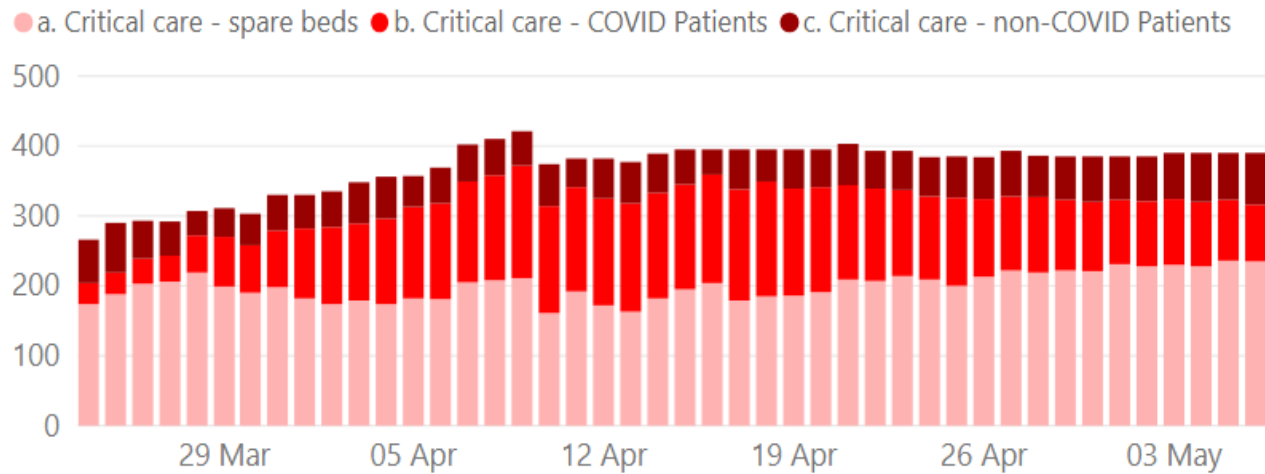
Note: Newly reported deaths are based on those reported at 2pm by Public Health Wales every day. The date of death is based on the day that the death occurred. As the date of deaths is updated retroactively after deaths are reported, the last three days are excluded.

Source: [Public Health Wales](https://publichealth.wales)

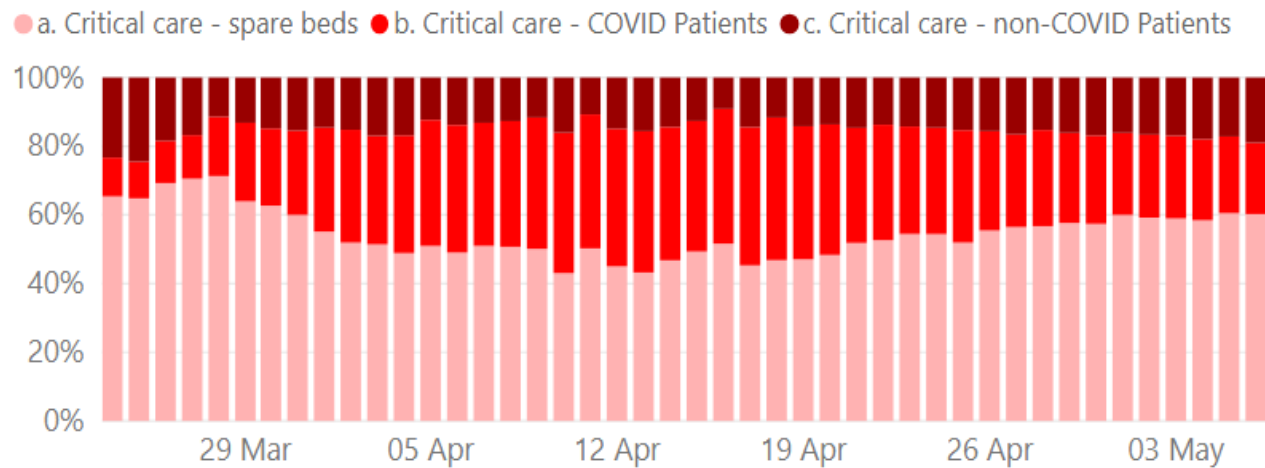
Data as at 05/05/20

CRITICAL CARE BEDS

Number of critical care beds by use



Percentage of critical care beds by use



Note: Field hospitals included from 21 April 2020 and community hospitals included from 23 April 2020.

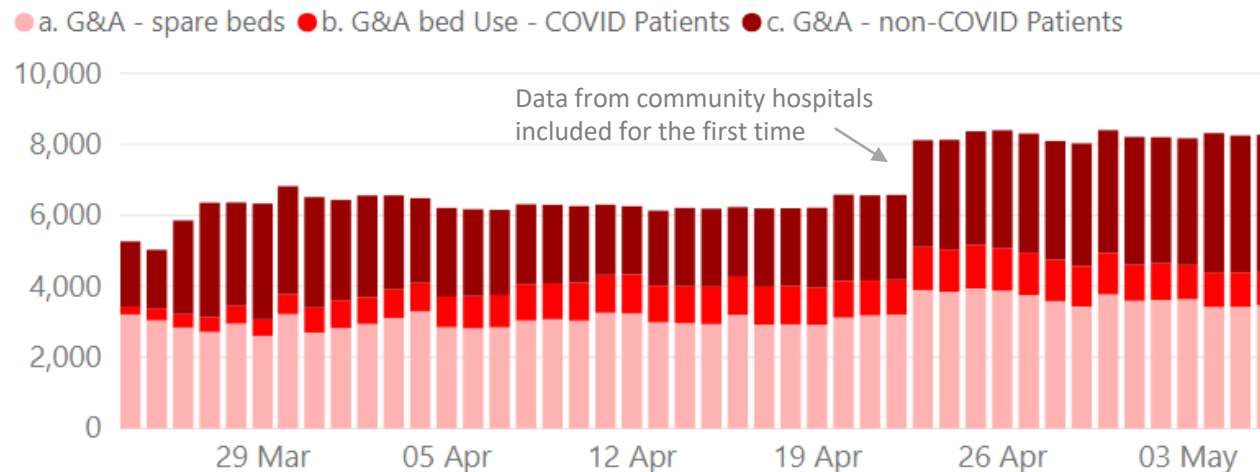
COVID19 patients include both suspected and confirmed COVID19 cases

Source: NHS Wales Informatics Service (NWIS)

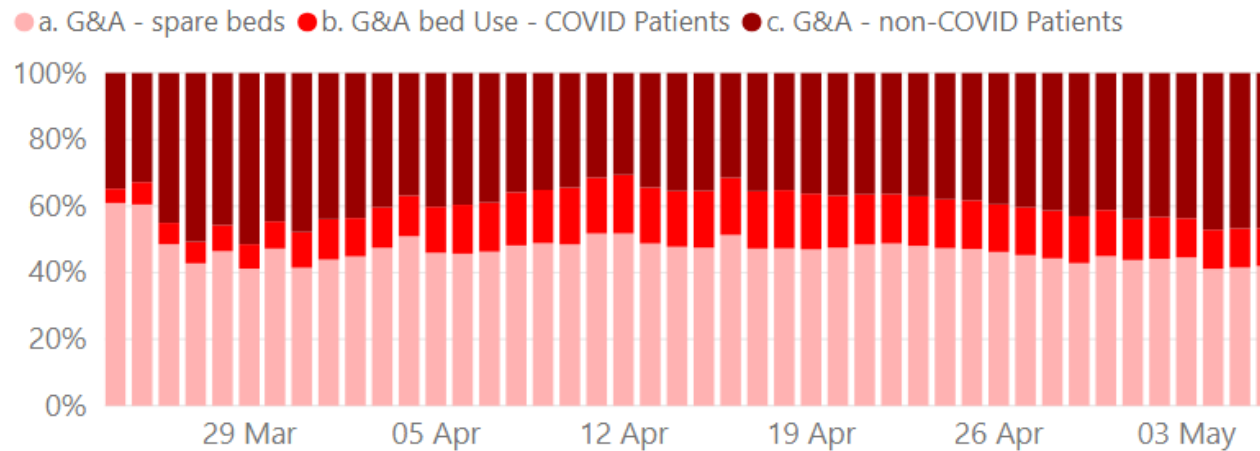
Data as at 06/05/20

GENERAL AND ACUTE BEDS

Number of general & acute beds by use



Percentage of general & acute beds by use



Note: Field hospitals included from 21 April 2020 and community hospitals included from 23 April 2020.

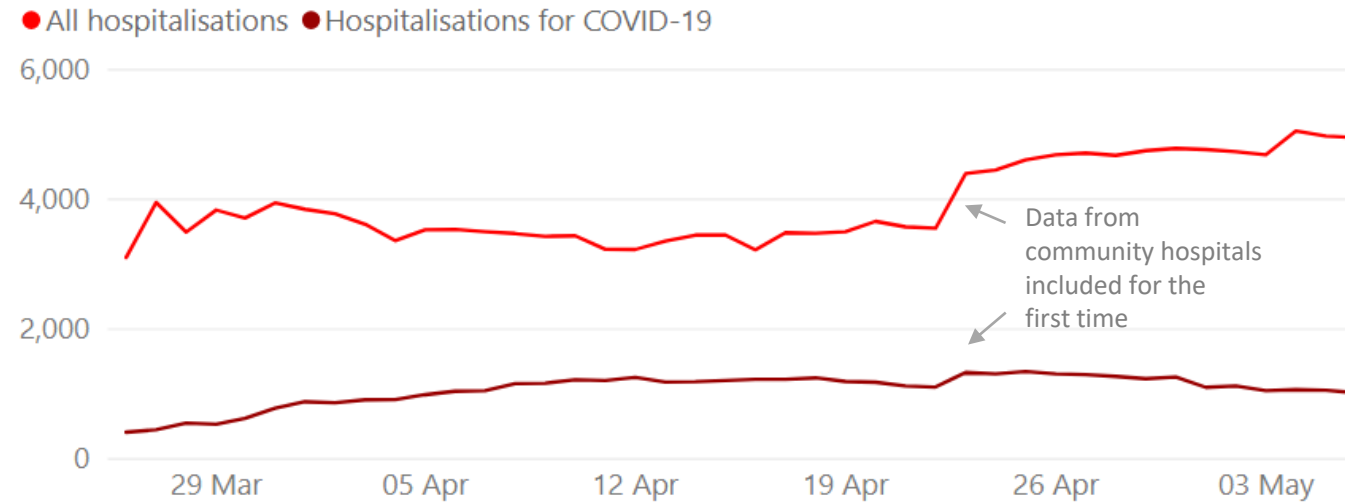
COVID19 patients include both suspected and confirmed COVID19 cases

Source: NHS Wales Informatics Service (NWIS)

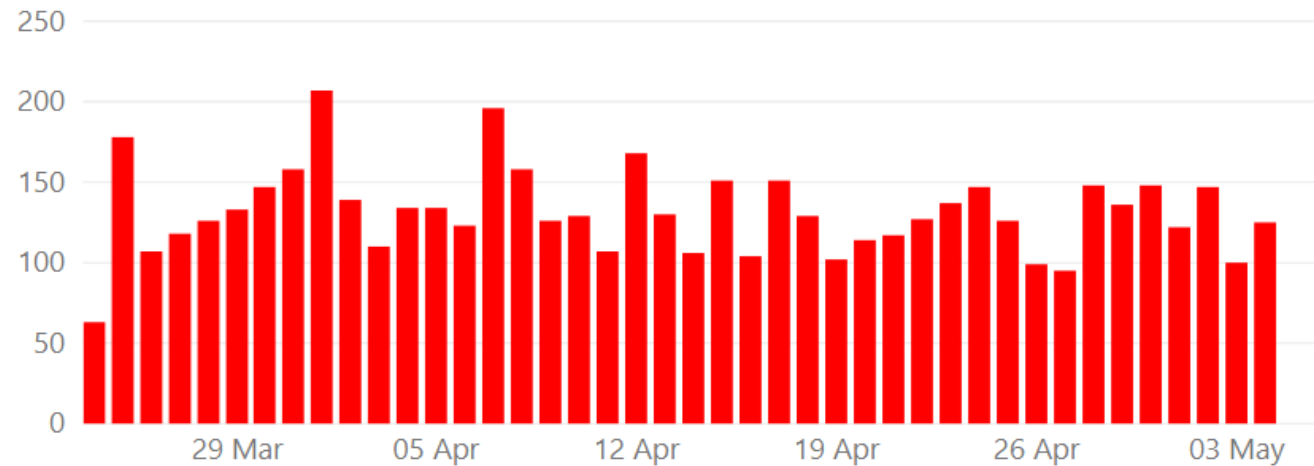
Data as at 06/05/20

HOSPITALISATIONS AND NEW ADMISSIONS

Total number of hospitalisations



New daily admissions related to COVID-19



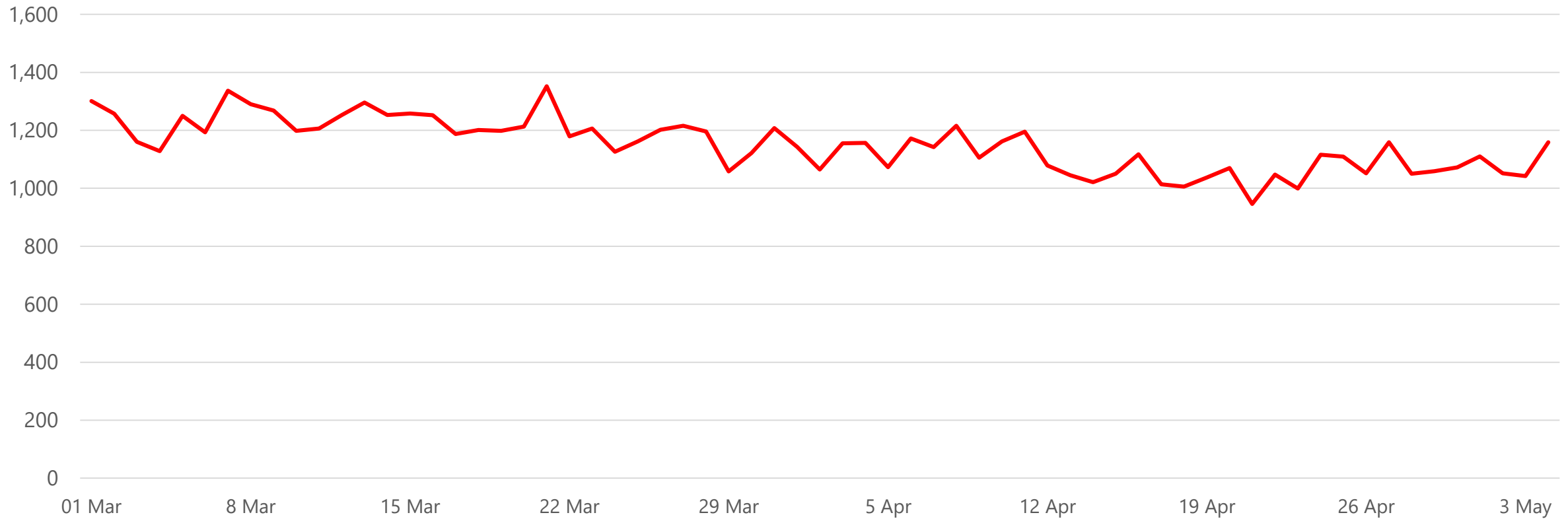
Note: Field hospitals included from 21 April 2020 and community hospitals included from 23 April 2020.

Source: NHS Wales Informatics Service (NWIS)

Data as at 06/05/20

EMERGENCY AMBULANCE CALLS

Emergency ambulance calls



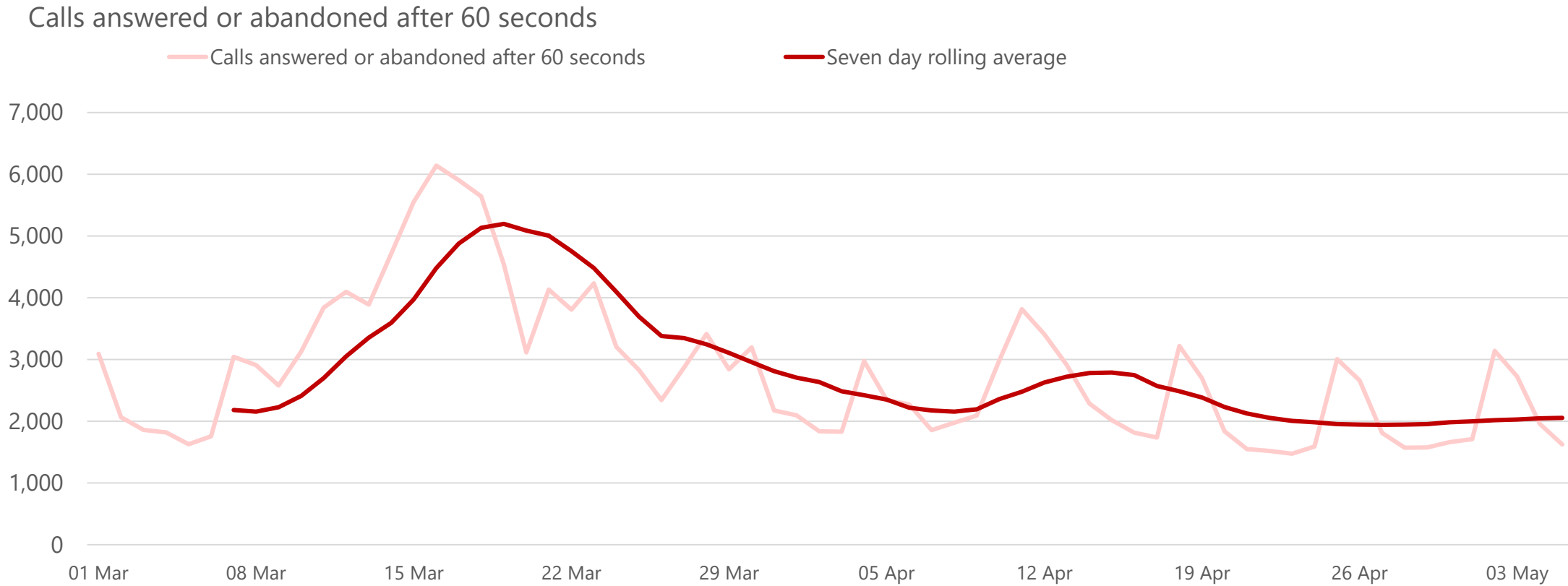
Note: Data sourced from management information and may differ from official statistics.

The data published this week is different to last weeks'. Only the number of incidents are included, whereas previous week's include total number of calls made. We feel that incidents are a better measure of demands because there can be multiple calls per incidents.

Source: Welsh Ambulance Service NHS Trust

Data as at 04/05/20

111 AND NHS DIRECT CALLS



Note: Figures represent total calls answered or calls abandoned after 60 seconds to 111 and NHS Direct.

The data published this week is different to last weeks'. Only calls answered or abandoned after 60 seconds via 111 and NHS Direct are included, whereas previous weeks included calls answered from 111, NHS Direct and other sources. We feel this is a better measure of demand than only answered calls but it doesn't change the overall message the data is presenting with similar trends observed.

Source: Welsh Ambulance Service NHS Trust (WAST)

Data as at 05/05/20

DAILY A&E ATTENDANCES

Number of daily A&E attendances



Note: Includes attendances to both major and minor hospitals.

Data sourced from management information and may differ from official statistics.

Source: NHS Wales Informatics Service (NWIS)

Data as at 04/05/20