

National Survey for Wales

2017-2018



Llywodraeth Cymru
Welsh Government



31%

took energy saving
measures in the
last 12 months

28%

volunteer
for an
organisation



32%

play sports
3 or more times a week



77%

satisfied with
ability to get
to services
in local area




52%

have taken
prescribed medicine
for a year or more




68%

visited a dentist
in the last year



21%

switched gas or
electricity supplier
in the last 12 months



42%

find it difficult to
make a convenient
GP appointment



31%

have at
least some
difficulties
keeping up
with bills



25%

had problems
or disputes in
last 12 months



76%

know how to find out
what services local
authority provides

59%

confident that everyone
has access to legal
system if needed



17%

feel they can take part in
decisions about local services



National Survey for Wales

2017-2018



Llywodraeth Cymru
Welsh Government


18%
drink above
alcohol
guidelines



23%
get their
5 a day



73%
bought things
online in the
last 4 weeks



82%
check smoke
alarm at least
once a year



85%
of people use
the internet



82%
satisfied with
public service
websites

24%
bothered by
noise from
outside home



91%
are satisfied with their
accommodation



62%
of non-Welsh
speakers would
like to be able
to speak Welsh



6.2/10

confidence in
the education
system



26%
of children use
electronic devices
for at least 2 hours
on a weekday



86%
believe the
Welsh language
is something
to be proud of

54%
of parents are
satisfied with play
areas for children



Visited in the last 12 months

68%
Arts



40%
Museum



63%
Heritage



34%
Library

