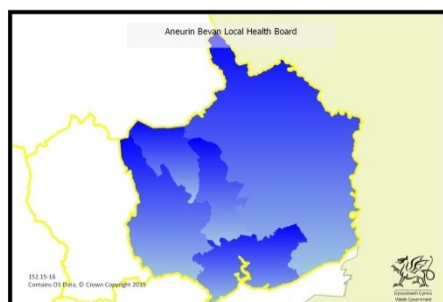


ANEURIN BEVAN HEALTH BOARD PROFILE



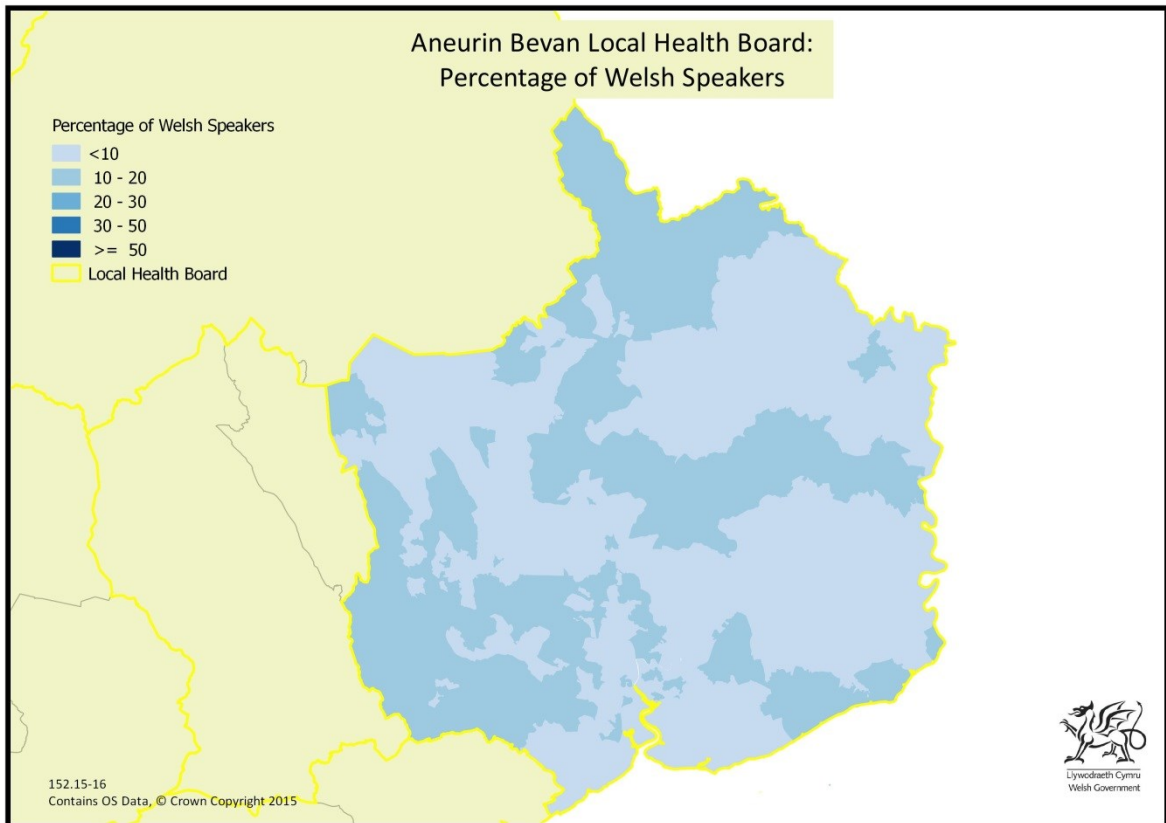
Aneurin Bevan Health Board is made up of 5 local authorities:

- Caerphilly
- Newport
- Torfaen
- Blaenau Gwent
- Monmouthshire

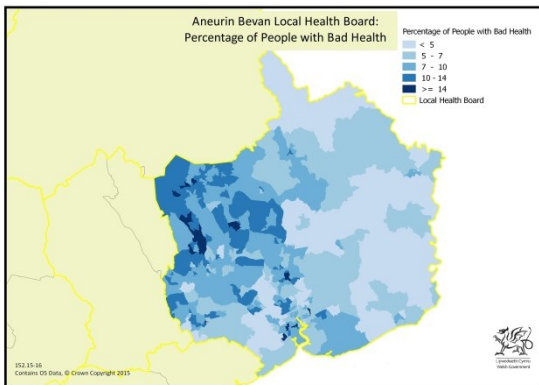
It has an area of 1,550 km² with a population density of 370 people/km².

Table 1
summary statistics for Aneurin Bevan Health Board

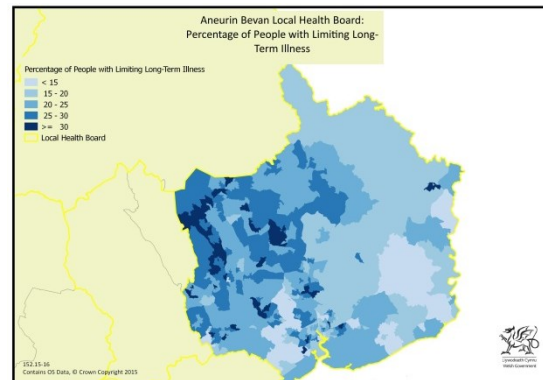
Aneurin Bevan Health Board	
population (2014 mid-year estimate)	580,400
number of Welsh speakers	55,000
percentage Welsh speakers	9.9%
percentage of Welsh speakers ...	
... who are fluent	20%
... who speak Welsh daily	31%
... who are most comfortable using Welsh	2%
... who prefer to use Welsh when dealing with health staff	6%
... who prefer Welsh or have no preference (with health staff)	14%
... who used Welsh with health staff in the last 12 months	10%
population aged 75 or over (2014 mid-year estimate)	48,800
percentage aged 75 or over	8.4%
percentage aged 75 or over and can speak Welsh	2.1%
GPs per 10,000 population	6.6
Welsh speaking GPs per 10,000 population	0.5
Welsh speaking GPs per 10,000 Welsh speaking population	5.1
dentists per 10,000 population	7.0
number of community pharmacists	130
number of ophthalmic practitioners	157
number of midwives	220
number of health visitors	170
number of district nurses	106
percentage with a limiting long-term illness (LLTI)	23.4%
percentage with a LLTI (limited a lot) and can speak Welsh	2.6%
percentage with bad health	8.3%
percentage with bad health and can speak Welsh	2.3%



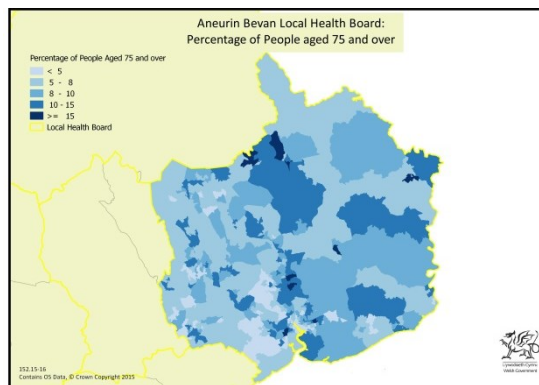
percentage of Welsh speakers



**percentage of people
with bad health**



**percentage of people
with a limiting long-term illness**



**percentage of people
aged 75 and over**

Table 2
summary statistics for the local authorities that make up
Aneurin Bevan Health Board

	Caerphilly	Blaenau Gwt	Torfaen	Monmouth	Newport
population	172,000	67,300	87,800	88,600	13,9800
number of Welsh speakers	19,200	5,300	8,600	8,800	13,000
% of Welsh speakers	11%	8%	10%	10%	9%
% of Welsh speakers ...					
... who are fluent	32%	14%	23%	12%	0%
... speaking Welsh daily	38%	32%	34%	27%	23%
% of people with an LLTI	25%	27%	24%	20%	21%
% of people with bad health	9%	11%	9%	6%	7%
% of people aged 75 or over	7%	8%	8%	10%	8%
% of people with an LLTI					
and can speak Welsh	3%	2%	3%	3%	2%
% of people with bad health					
and can speak Welsh	3%	2%	2%	3%	2%
% of children aged 3 to 15					
and can speak Welsh	34%	31%	37%	39%	35%
% of people aged over 75					
and can speak Welsh	2%	1%	2%	3%	2%
Welsh speaking GPs					
per 10,000 population					
Welsh speaking GPs		no data below the local health board level			
per 10,000					
Welsh speaking population					

Table 3
Welsh speaking ability of people working in a range of health-related professions,
in the human health and social work activities industry,
Aneurin Bevan ULHB, 2011

occupation	total number	number who can speak Welsh	percentage who can speak Welsh
health and social services managers and directors	645	34	5.3%
managers and proprietors in health and care services	557	20	3.6%
medical practitioners	1,051	54	5.1%
psychologists	80	4	5.0%
pharmacists	86	7	8.1%
(others working in the retail industry) ophthalmic opticians	5	0	0.0%
dental practitioners	200	8	4.0%
medical radiographers	225	14	6.2%
podiatrists	88	3	3.4%
health professionals n.e.c.	162	3	1.9%
physiotherapists	232	19	8.2%
occupational therapists	218	12	5.5%
speech and language therapists	51	5	9.8%
therapy professionals n.e.c.	84	5	6.0%
nurses	5,366	236	4.4%
midwives	294	15	5.1%
paramedics	153	9	5.9%
(classified as in the retail industry) dispensing opticians	0	0	
pharmaceutical technicians	115	5	4.3%
medical and dental technicians	135	8	5.9%
health associate professionals n.e.c.	117	5	4.3%
secretarial and related occupations	1,634	73	4.5%
nursing auxiliaries and assistants	2,569	100	3.9%
ambulance staff (excluding paramedics)	211	6	2.8%
dental nurses	433	28	6.5%

source: 2011 Census

Percentages are not shown for small numbers.

The data for the local authorities which make up Aneurin Bevan ULHB are given in tables 4 to 8.

Table 4
Welsh speaking ability of people working in a range of health-related professions,
in the human health and social work activities industry,
Caerphilly, 2011

occupation	total number	number who can speak Welsh	percentage who can speak Welsh
health and social services managers and directors	191	12	6.3%
managers and proprietors in health and care services	178	8	
medical practitioners	154	13	8.4%
psychologists	11	1	
pharmacists	13	3	
(others working in the retail industry) ophthalmic opticians	2	0	
dental practitioners	37	2	
medical radiographers	61	6	
podiatrists	26	2	
health professionals n.e.c.	47	1	
physiotherapists	59	6	
occupational therapists	56	3	
speech and language therapists	11	2	
therapy professionals n.e.c.	19	2	
nurses	1,368	108	7.9%
midwives	85	3	
paramedics	50	4	
(classified as in the retail industry) dispensing opticians	0	0	
pharmaceutical technicians	22	1	
medical and dental technicians	41	4	
health associate professionals n.e.c.	28	1	
secretarial and related occupations	487	39	8.0%
nursing auxiliaries and assistants	615	40	6.5%
ambulance staff (excluding paramedics)	63	2	
dental nurses	150	17	11.3%

source: 2011 Census

Percentages are not shown for small numbers.

Table 5
Welsh speaking ability of people working in a range of health-related professions,
in the human health and social work activities industry,
Blaenau Gwent, 2011

occupation	total number	number who can speak Welsh	percentage who can speak Welsh
health and social services managers and directors	69	3	
managers and proprietors in health and care services	63	2	
medical practitioners	42	1	
psychologists	6	1	
pharmacists	1	0	
(others working in the retail industry) ophthalmic opticians	0	0	
dental practitioners	7	0	
medical radiographers	24	1	
podiatrists	7	0	
health professionals n.e.c.	11	0	
physiotherapists	12	1	
occupational therapists	16	0	
speech and language therapists	2	0	
therapy professionals n.e.c.	2	0	
nurses	763	26	3.4%
midwives	27	4	
paramedics	31	2	
(classified as in the retail industry) dispensing opticians	0	0	
pharmaceutical technicians	23	2	
medical and dental technicians	16	1	
health associate professionals n.e.c.	6	0	
secretarial and related occupations	194	8	
nursing auxiliaries and assistants	531	17	3.2%
ambulance staff (excluding paramedics)	35	1	
dental nurses	67	1	

source: 2011 Census

Percentages are not shown for small numbers.

Table 6
Welsh speaking ability of people working in a range of health-related professions,
in the human health and social work activities industry,
Torfaen, 2011

occupation	total number	number who can speak Welsh	percentage who can speak Welsh
health and social services managers and directors	84	5	
managers and proprietors in health and care services	96	3	
medical practitioners	66	3	
psychologists	8	1	
pharmacists	12	1	
(others working in the retail industry) ophthalmic opticians	0	0	
dental practitioners	14	0	
medical radiographers	30	1	
podiatrists	18	1	
health professionals n.e.c.	17	0	
physiotherapists	35	4	
occupational therapists	26	3	
speech and language therapists	10	0	
therapy professionals n.e.c.	10	0	
nurses	793	27	3.4%
midwives	46	0	
paramedics	21	1	
(classified as in the retail industry) dispensing opticians	0	0	
pharmaceutical technicians	14	0	
medical and dental technicians	17	0	
health associate professionals n.e.c.	22	0	
secretarial and related occupations	250	4	
nursing auxiliaries and assistants	391	13	3.3%
ambulance staff (excluding paramedics)	46	3	
dental nurses	59	3	

source: 2011 Census

Percentages are not shown for small numbers.

Table 7
Welsh speaking ability of people working in a range of health-related professions,
in the human health and social work activities industry,
Monmouthshire, 2011

occupation	total number	number who can speak Welsh	percentage who can speak Welsh
health and social services managers and directors	124	5	
managers and proprietors in health and care services	101	5	
medical practitioners	404	26	6.4%
psychologists	37	1	
pharmacists	28	0	
(others working in the retail industry) ophthalmic opticians	2	0	
dental practitioners	82	4	
medical radiographers	49	5	
podiatrists	20	0	
health professionals n.e.c.	39	1	
physiotherapists	57	3	
occupational therapists	65	4	
speech and language therapists	14	2	
therapy professionals n.e.c.	34	2	
nurses	962	26	2.7%
midwives	68	5	
paramedics	24	1	
(classified as in the retail industry) dispensing opticians	0	0	
pharmaceutical technicians	29	1	
medical and dental technicians	24	2	
health associate professionals n.e.c.	39	3	
secretarial and related occupations	254	8	
nursing auxiliaries and assistants	316	5	
ambulance staff (excluding paramedics)	27	0	
dental nurses	72	3	

source: 2011 Census

Percentages are not shown for small numbers.

Table 8
Welsh speaking ability of people working in a range of health-related professions,
in the human health and social work activities industry,
Newport, 2011

occupation	total number	number who can speak Welsh	percentage who can speak Welsh
health and social services managers and directors	177	9	
managers and proprietors in health and care services	119	2	
medical practitioners	385	11	2.9%
psychologists	18	0	
pharmacists	32	3	
(others working in the retail industry) ophthalmic opticians	1	0	
dental practitioners	60	2	
medical radiographers	61	1	
podiatrists	17	0	
health professionals n.e.c.	48	1	
physiotherapists	69	5	
occupational therapists	55	2	
speech and language therapists	14	1	
therapy professionals n.e.c.	19	1	
nurses	1,480	49	3.3%
midwives	68	3	
paramedics	27	1	
(classified as in the retail industry) dispensing opticians	0	0	
pharmaceutical technicians	27	1	
medical and dental technicians	37	1	
health associate professionals n.e.c.	22	1	
secretarial and related occupations	449	14	3.1%
nursing auxiliaries and assistants	716	25	3.5%
ambulance staff (excluding paramedics)	40	0	
dental nurses	85	4	

source: 2011 Census

Percentages are not shown for small numbers.

There are 1,909 Lower Layer Super Output Areas (LSOAs) in Wales each with an average population of around 1500.

Table 8 gives the numbers and percentages of LSOAs for all health boards where more than half of the population speak Welsh and where more than 1 in 5 speak Welsh.

- In none LSOAs in the Aneurin Bevan health board more than 1 in 5 of the population speak Welsh.

table 8

Betsi Cadwaladr	Powys	Hywel Dda	Abertawe Bro Morgannwg	Cwm Taf	Aneurin Bevan	Cardiff & Vale
99 LSOAs	3 LSOAs	75 LSOAs	4 LSOAs	0 LSOAs	0 LSOAs	0 LSOAs
had populations of which more than half were Welsh-speaking, which is						
23%	4%	33%	1%	0%	0%	0%
of all the	of all the	of all the	of all the	of all the	of all the	of all the
423	79	229	327	190	368	293
LSOAs	LSOAs	LSOAs	LSOAs	LSOAs	LSOAs	LSOAs
AND						
204 LSOAs	18 LSOAs	173 LSOAs	27 LSOAs	6 LSOAs	0 LSOAs	10 LSOAs
had populations of which more than 1 in 5 were Welsh-speaking, which is						
48%	23%	76%	8%	3%	0%	3%
of all the LSOAs in the health board						

Table 9 shows and the highest and lowest levels of Welsh speaking for the local authorities in the Aneurin Bevan health board. The averages of sets of 10 LSOAs were used so that the results would not be skewed by one or two LSOAs with uncharacteristically high or uncharacteristically low levels of Welsh-speaking.

table 9

average of the percentages of the 10 LSOAs with the ...		
	... highest levels lowest levels ...
	... of Welsh-speaking	
Caerphilly	15%	8%
Blaenau Gwent	9%	6%
Torfaen	12%	8%
Monmouthshire	10%	11%
Newport	12%	7%