



Llywodraeth Cymru
Welsh Government

www.cymru.gov.uk

Housing Conditions Evidence Programme - update on progress Rhaglen Tystiolaeth Cyflwr Tai – diweddariad ar gynnydd

Sue Leake

13 October / Hydref 2016

Welsh Statistical Liaison Committee/Pwyllgor Cyswllt Ystadegol Cymru

Data on Housing Conditions in Wales

Data ar Gyflwr Tai yng Nghymru

- Decision report: July '16

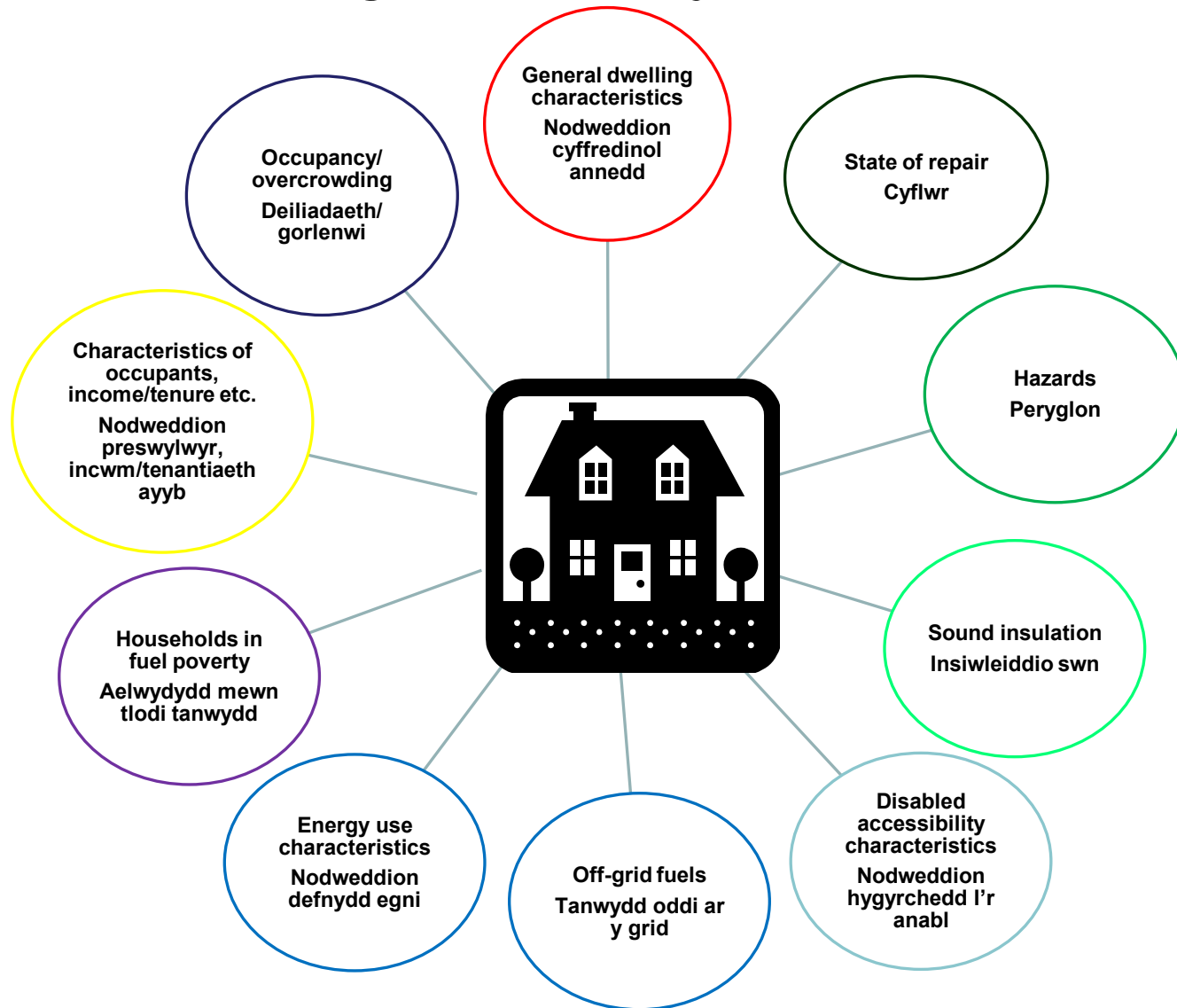
The Cabinet Secretaries for Environment and Rural Affairs and for Communities and Children agreed to jointly fund a programme of investment over the next 3 years to secure data and analysis needed to inform policy and financial decisions in relation to domestic housing and energy efficiency and fuel poverty measures.

- Adroddiadau ar benderfyniad: Gorfennaf16

Cytunodd Ysgrifenyddion y Cabinet dros yr Amgylchedd a Materion Gwledig a dros Gymunedau a Phlant i gyd-ariannu rhaglen fuddsoddi dros y tair blynedd nesaf i sicrhau data a dadansoddiadau sydd eu hangen i lywio polisi a phenderfyniadau ariannol sy'n ymwneud â thai domestig, effeithlonrwydd ynni a mesurau tloedi tanwydd.

Evidence requirements

Anghenion Tystiolaeth




Existing data

Data sy'n bodoli

General Property Characteristics	Occupants	Energy Use characteristics	Disabled Adaptations	State of repair
Nodweddion Cyffredinol Eiddo	Preswylwyr	Nodweddion defnydd egni	Addasiadau i'r Anabl	Cyflwr
OS Address Base	National Survey for Wales	DECC NEED	Accessible housing registers	WHQS
OS Mastermap	Census	EPC	DFG/PAG data	Hazards and Demolitions
EPC	CACI	Ofgem FIT	OS Mastermap	OS mastermap
VOA	Experian	Home Analytics		
UK Buildings				

Approach proposed Dull arfaethedig

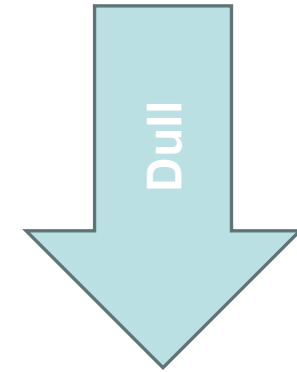


Current Modelling exercise provide estimates of fuel poverty to 2016.

Develop and maintain dwelling spine for Wales.

Periodic sample physical survey + link to dwelling spine

Modelling and analysis.



Ymarferiad Modelu presennol yn darparu amcangyfrifon o dlodi tanwydd at 2016.

Datblygu a chynnal rhestr aneddau 'dwelling spine' ar gyfer Cymru

Arolwg sampl cyfnodol + chyswllt i'r 'dwelling spine'

Modeli a dadansoddi

National Survey and physical house condition survey

Arolwg Cenedlaethol ac arolwg ffisegol cyflwr tai

Collecting information required:

- Questions within National Survey (overall 45 minutes)
- Questions to householder asked by surveyor during physical condition survey
- Property information recorded by surveyor during physical survey (e.g. number of windows, details of heating, boilers etc)



Gasglu gwybodaeth sy'n ofynnol:

- Cwestiynau o fewn Arolwg Cenedlaethol (45 munud i gyd)
- Cwestiynau i'w gofyn gan arolygwr yn ystod yr arolwg ffisegol
- Gwybodaeth tai a gofnodwyd gan arolygwr yn ystod arolwg ffisegol (e.e. nifer o ffenestri, manylion gwresogi, boeleri ac ati)

National Survey and physical house condition survey

Arolwg Cenedlaethol ac arolwg ffisegol cyflwr tai 2017-18

- Physical house condition survey – require achieved sample of **2,500** dwellings
- Stratified sample – over sampling of poorer quality houses and renters
- Sample drawn from National Survey for Wales
- Arolwg ffisegol cyflwr tai – angen sampl a gafwyd **2,500** o anheddau
- Sampl strata – dros samplu'r tai ansawdd gwael a rhentwyr
- Sampl wedi'i gymryd o'r Arolwg Cenedlaethol Cymru

Start with ~
9,000 sampled
from National
Survey



Dechrau a ~ 9,000
sampl o'r Arolwg
Cenedlaethol

Eligible for
physical survey
- Asked to agree to
physical survey



Cymwys ar gyfer yr
arolwg ffisegol - gofyn
iddynt gytuno i'r
arolwg ffisegol

Proportion
that agree to
take part in
physical
survey



Cyfran sy'n
cytuno i gymryd
rhan mewn
arolwg ffisegol

Achieved
sample/
(2,500)

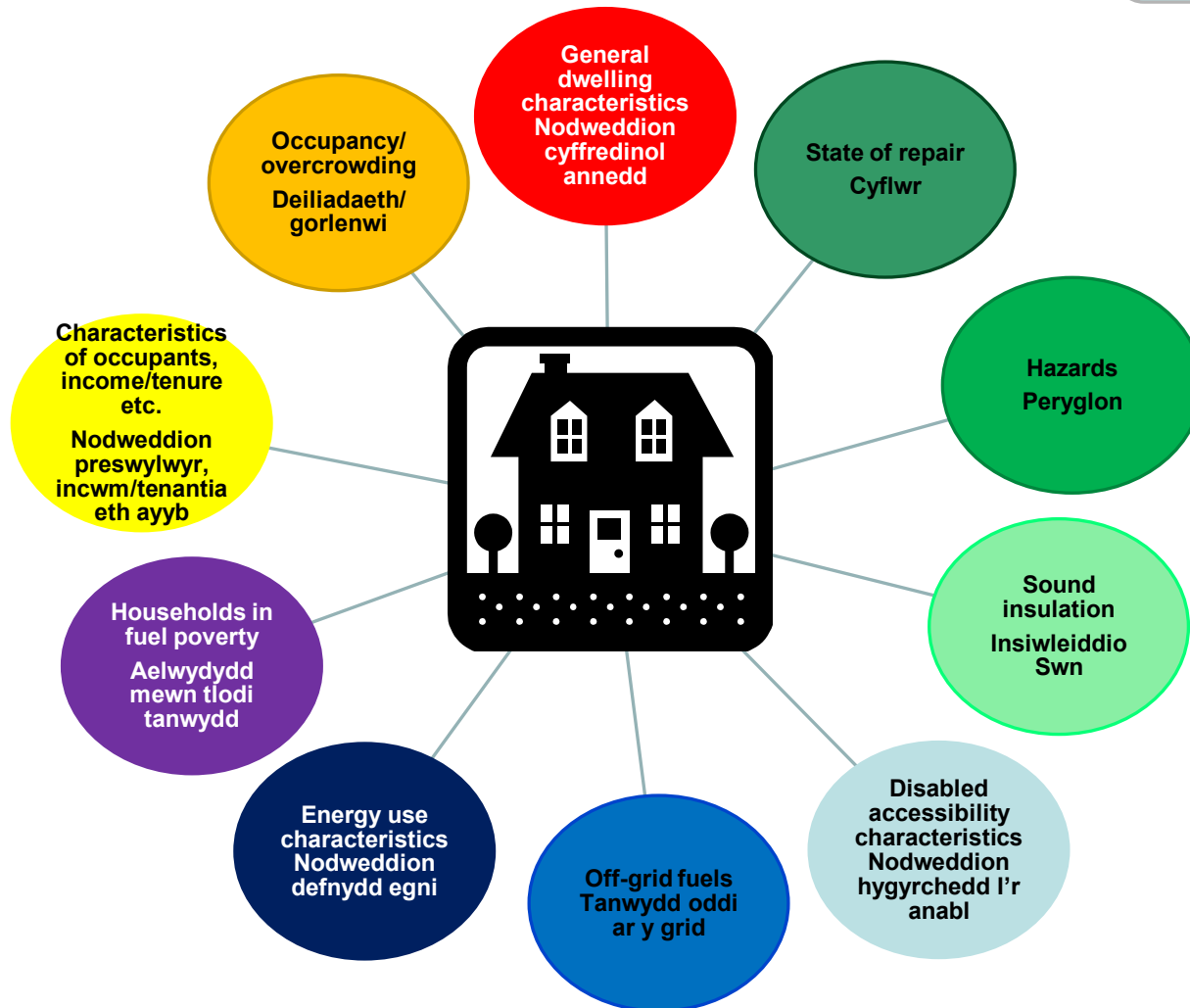


Sampl a
gafwyd

Dwelling spine
+ periodic
survey
+ modelling

Housing Conditions Survey Arolwg Cyflwr Tai

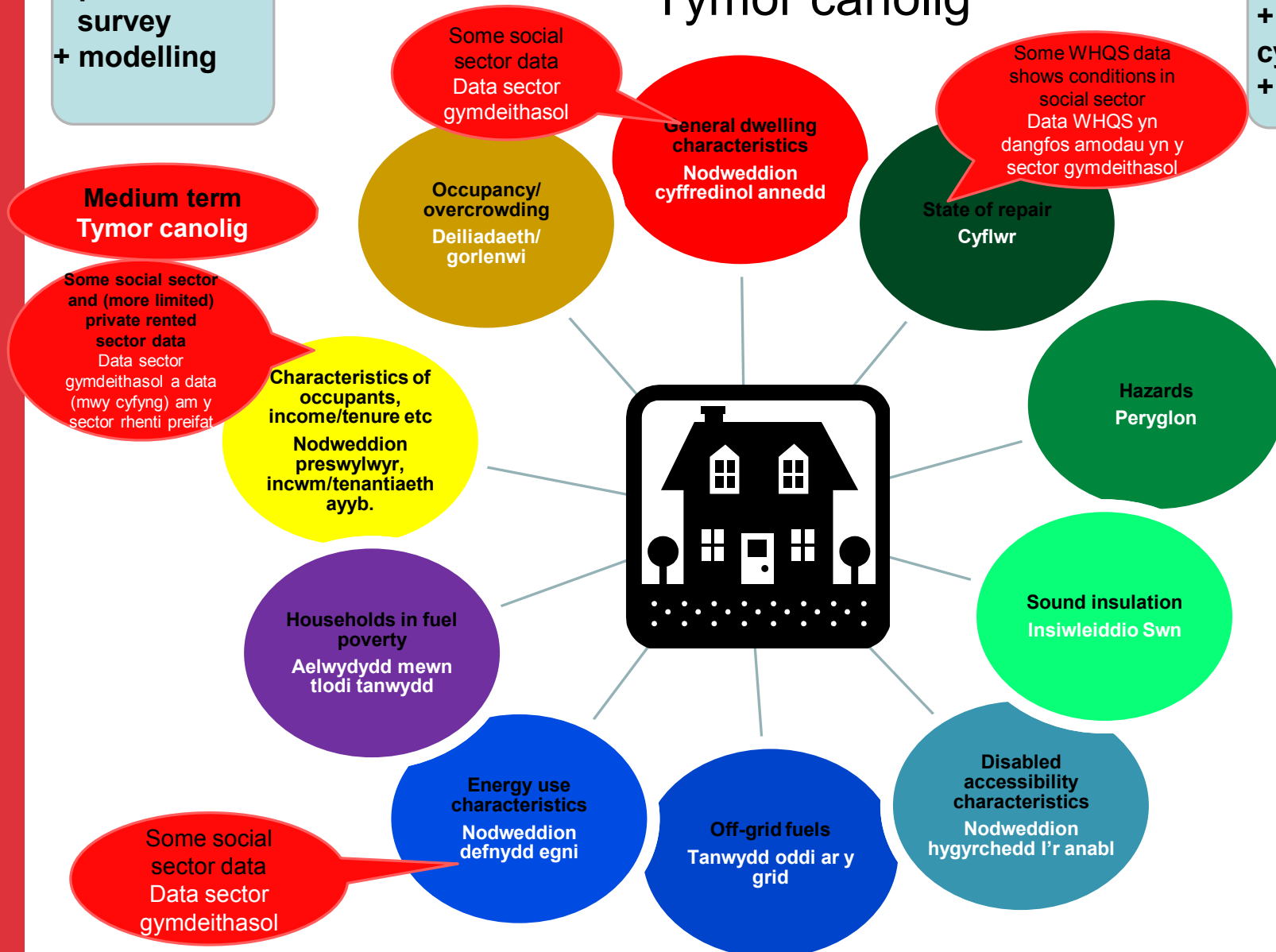
“Dwelling
spine”
+ ac arolwg
cyfnodol
+ modeli



Medium Term Tymor canolig

Dwelling spine
+ periodic
survey
+ modelling

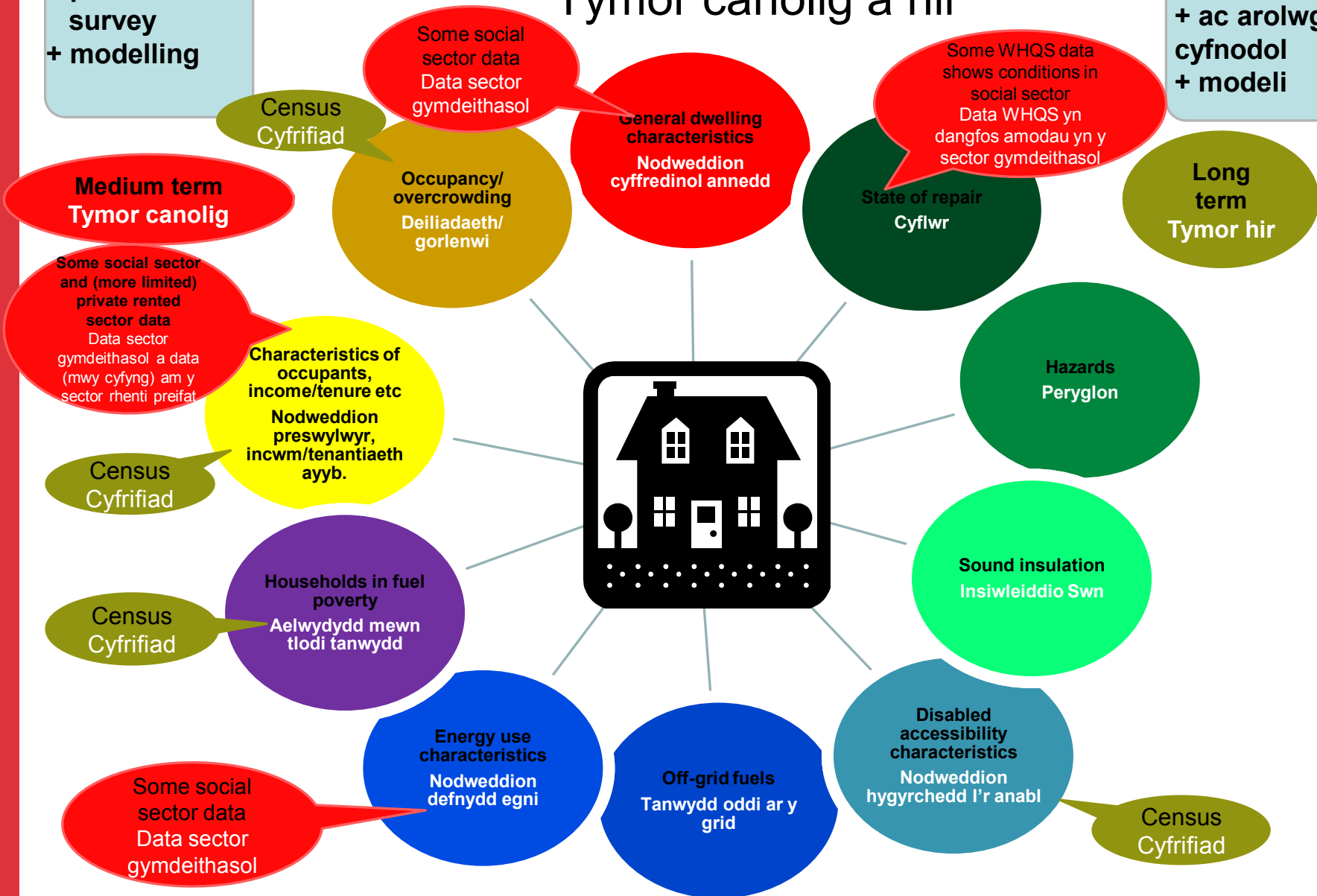
“Dwelling
spine”
+ ac arolwg
cyfnodol
+ modeli



Medium and long term Tymor canolig a hir

Dwelling spine
+ periodic
survey
+ modelling

“Dwelling
spine”
+ ac arolwg
cyfnodol
+ modeli



Some social sector data
Data sector gymdeithasol

Some WHQS data shows conditions in social sector
Data WHQS yn dangos amodau yn y sector gymdeithasol

Some social sector and (more limited) private rented sector data
Data sector gymdeithasol a data (mwy cyfyng) am y sector rhenti preifat

Census Cyfrifiad

Census Cyfrifiad

Some social sector data
Data sector gymdeithasol

Census Cyfrifiad