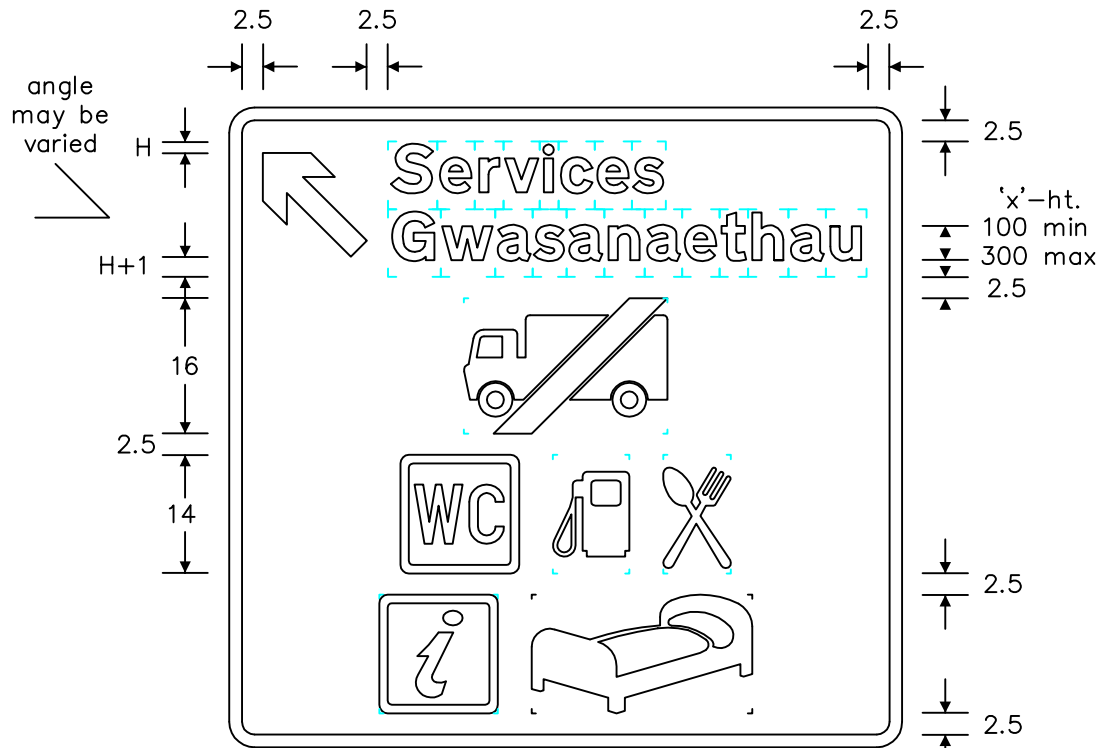
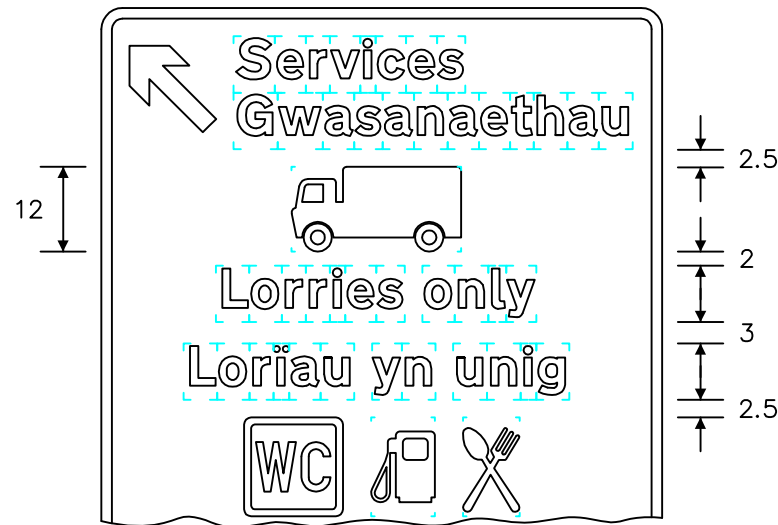


Notes: -

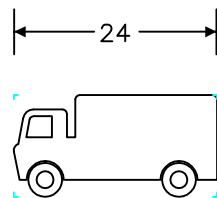
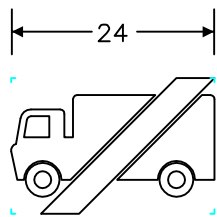
- The legend is from the Transport Heavy alphabet at the 'x'-heights shown.
- Symbol details are on drwgs. S 32, S 44, S 46, S 47 T 1 and T12.
- The outlines of the tiles do not form part of the sign.
- The colours are as follows: -
 Background _____ White
 Border, legend, symbols & arrow _____ Black
 Bar through lorry _____ Red
 Symbol sizes (other than lorry symbols):
 All symbols are 14sw high (tiles where shown).
 Symbol widths are as follows:
 WC ----- 14sw Bed ----- 26sw
 Pump ----- 9sw 'i' information ----- 14sw
 Spoon & fork ----- 8sw
- The illumination of the sign must accord with the requirements of the current 'Traffic Signs Regulations and General Directions'.
- The 'x'-heights shown are given in millimetres, all other dimensions are given in stroke widths (i.e. 1s/w = 1/4x'-height).
- The order of languages may be reversed if required.
- No other symbol should be placed on the same line as the lorry symbol.
- See sheets 2 and 3 for other variants.



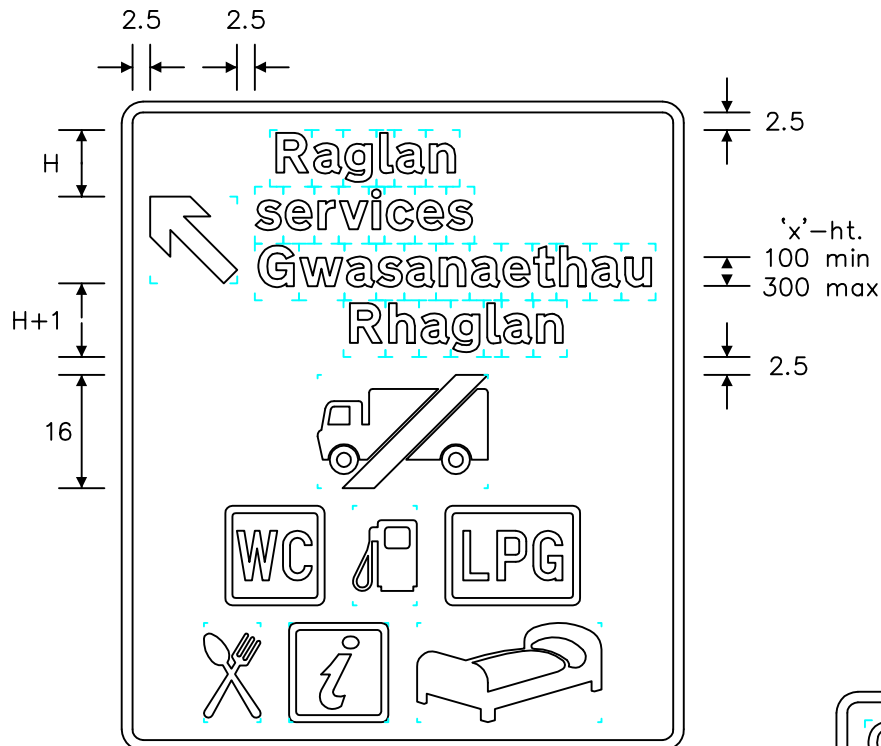
VARIANT



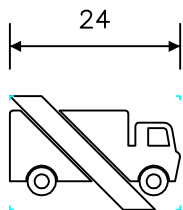
Applies to all symbols



REVISIONS	
1.	No. chgd. from WBM 341 & 342 22.1.91
2.	Redrawn, lorry & dimensions changed 21.2.94
3.	Legend amended 7.7.94
4.	Drawing nos. amalgamated 6.8.97
5.	Redrawn & notes amended 22.8.00
6.	Redrawn & no. chgd. 3.8.04
7.	Dimensions amended, variants added 2.3.06
8.	Symbols and notes 2 and 4 amended 10.2.12
Before using this drawing, confirm with RNM3 Division that it has not been superseded.	
Drn. A.T.I.	Appd.
Chkd.	Appl. date 12.12.86
Issue: 30.3.12	
Scale: Photo-reduced	
Title Services Signs	
DIRECTION TO SERVICES FOR SPECIFIC CLASSES OF VEHICLE	
WELSH GOVERNMENT	
Drwg. no.	WAG/P 2313.6
Sheet 1 of 3	



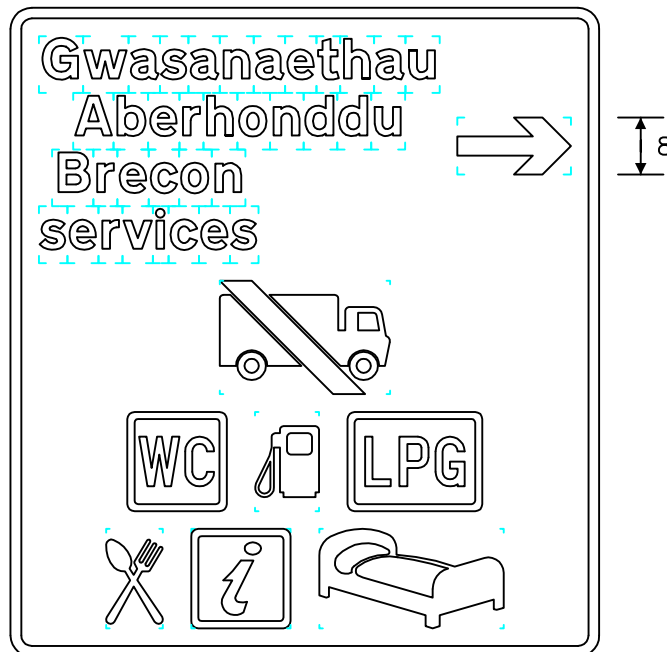
4
Applies to all symbols



The lorry, wheelchair and bed symbols are directional

Notes: -

- The legend is from the Transport Heavy alphabet at the 'x'-heights shown.
- Symbol details are on drwgs. S 32, S 44, S 46, S 47, T 1 and T 12.
- The outlines of the tiles do not form part of the sign.
- The colours are as follows: -
 Background _____ White
 Border, legend, symbols & arrow _____ Black
 Bar through lorry _____ Red
 Symbol sizes (other than lorry symbols):
 All symbols are 14sw high (tiles where shown).
 Symbol widths are as follows:
 WC ----- 14sw Spoon & fork ----- 8sw
 Pump ----- 9sw 'i' information ----- 14sw
 LPG ----- 19sw Bed ----- 26sw
- The illumination of the sign must accord with the requirements of the current 'Traffic Signs Regulations and General Directions'.
- The 'x'-heights shown are given in millimetres, all other dimensions are given in stroke widths (i.e. 1s/w = 1/4'x'-height).
- The order of languages may be reversed if required.
- No other symbol should be placed on the same line as the lorry symbol.
- See sheet 1 for other dimensions and sheets 1 & 3 for other variants.

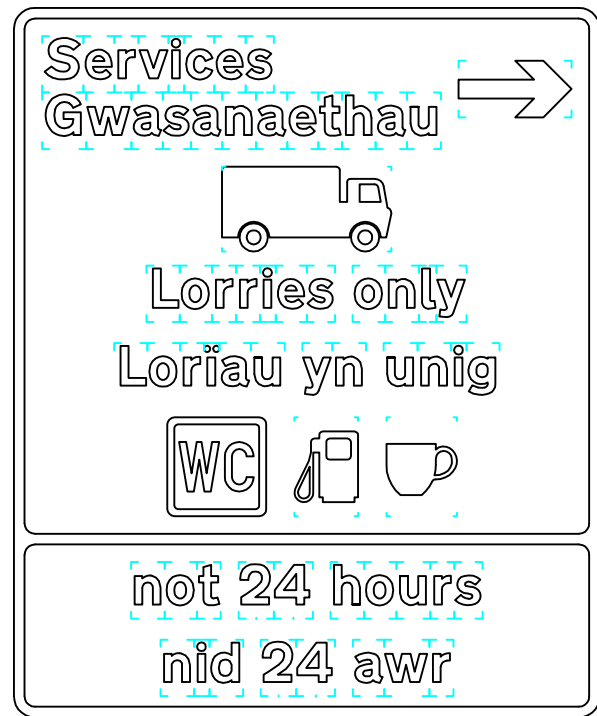
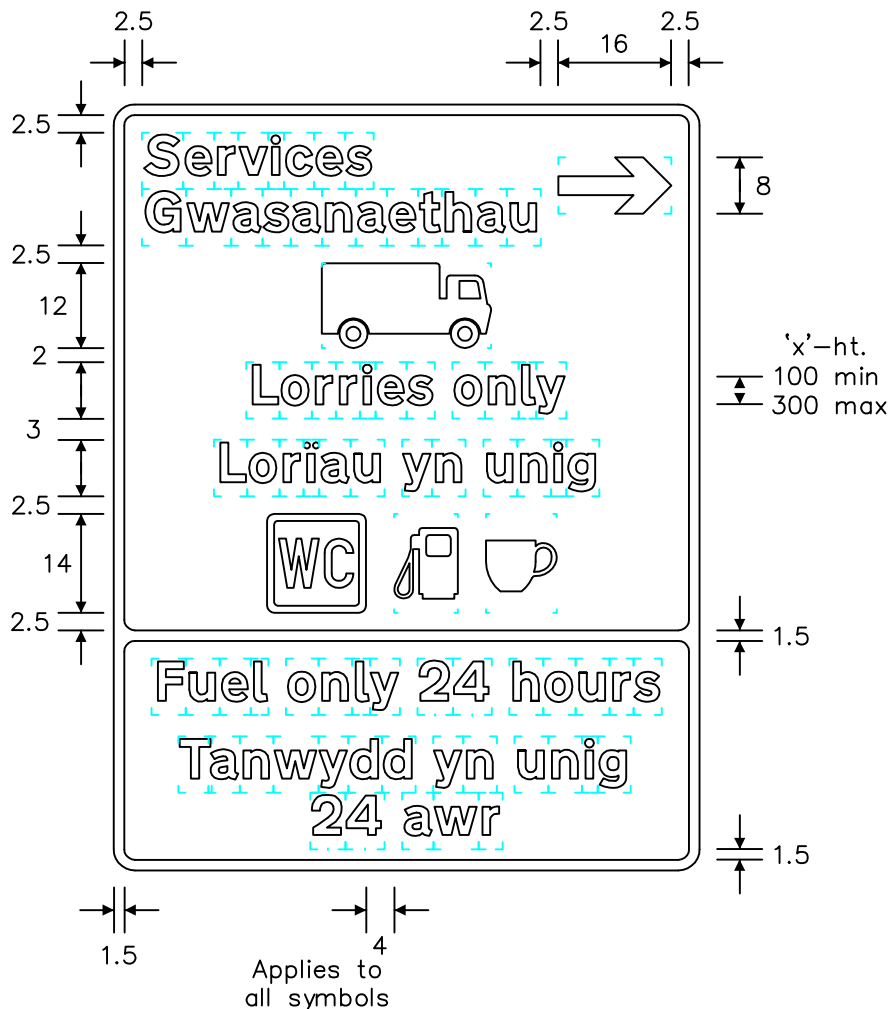


REVISIONS	
1. No. chgd. from WBM 341 & 342	22.1.91
2. Redrawn, lorry & dimensions changed	21.2.94
3. Legend amended	7.7.94
4. Drawing nos. amalgamated	6.8.97
5. Redrawn & notes amended	22.8.00
6. Redrawn & no. chgd.	3.8.04
7. Dimensions amended, variants added	2.3.06
8. Symbols and notes 2 and 4 amended 10.2.12 Before using this drawing, confirm with RNM3 Division that it has not been superseded.	
Drn. A.T.I.	Appd.
Chkd.	Appl. date 12.12.86
Issue: 30.3.12	
Scale: Photo-reduced	
Title Services Signs DIRECTION TO SERVICES FOR SPECIFIC CLASSES OF VEHICLE (Variants)	
WELSH GOVERNMENT	
Drwg. no.	WAG/P 2313.6
Sheet 2 of 3	

Notes:-

1. The legend is from the Transport Heavy alphabet at the 'x'-heights shown.
2. Symbol details are on drwgs. S 32, S 44, S 46 & S 47.
3. The outlines of the tiles do not form part of the sign.
4. The colours are as follows:-
 Background _____ White
 Border, legend, symbols & arrow _____ Black

 Symbol sizes (other than lorry symbols):
 All symbols are 14sw high (tiles where shown).
 Symbol widths are as follows:
 WC ----- 14sw
 Pump ---- 9sw
 Cup ----- 10sw
5. The illumination of the sign must accord with the requirements of the current 'Traffic Signs Regulations and General Directions'.
6. The 'x'-heights shown are given in millimetres, all other dimensions are given in stroke widths (i.e. 1s/w = 1/4'x'-height).
7. The order of languages may be reversed if required.
8. No other symbol should be placed on the same line as the lorry symbol.
9. See sheets 1 and 2 for other variants.



REVISIONS	
1. No. chgd. from WBM 341 & 342	22.1.91
2. Redrawn, lorry & dimensions changed	21.2.94
3. Legend amended	7.7.94
4. Drawing nos. amalgamated	6.8.97
5. Redrawn & notes amended	22.8.00
6. Redrawn & no. chgd.	3.8.04
7. Dimensions amended, variants added 2.3.06	
Before using this drawing, confirm with RNM3 Division that it has not been superseded.	
Drn. A.T.I.	Appd.
Chkd.	Appl. date 12.12.86
Issue: 2.3.06	
Scale: Photo-reduced	
Title Services Signs	
DIRECTION TO SERVICES FOR SPECIFIC CLASSES OF VEHICLE (Variants)	
WELSH ASSEMBLY GOVERNMENT	
Drwg. no.	WAG/P 2313.6
Sheet 3 of 3	