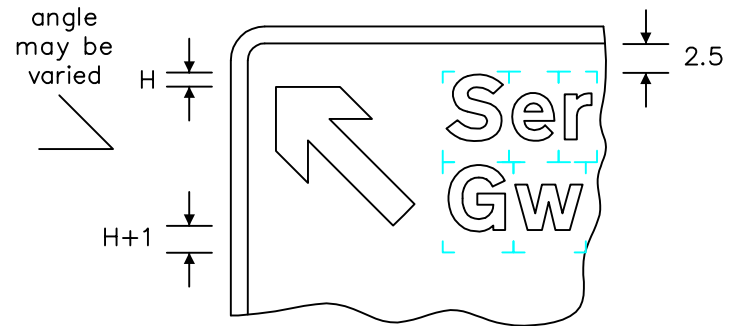


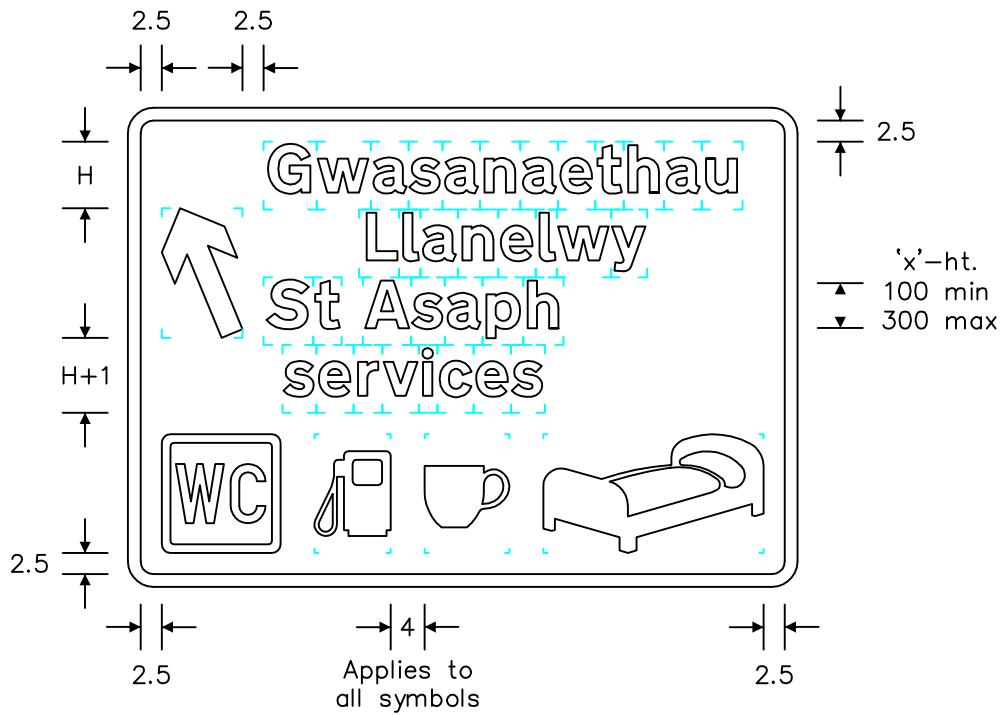
Notes: -

1. The legend is from the Transport Heavy alphabet at the 'x'-heights shown.
2. Symbol details are on drwgs. S 44, S 46 sheet 1, S47 and T 1.
3. The outlines of the tiles do not form part of the sign.
4. The colours are as follows: -
 Background _____ White
 Border, legend _____ Black
 arrow and symbols _____ Black
 Bed _____ Black
 All symbols are 14sw high (tiles where shown).
 Symbol widths are as follows:
 WC ----- 14sw Bed ----- 24sw
 Pump ----- 9sw 'i' information ----- 14sw
 Cup ----- 10sw
5. The illumination of the sign must accord with the requirements of the current 'Traffic Signs Regulations and General Directions'.
6. The 'x'-heights shown are given in millimetres, all other dimensions are given in stroke widths (i.e. 1s/w = 1/4'x'-height).
7. The order of languages may be reversed if required.
8. See sheet 2 for variants.



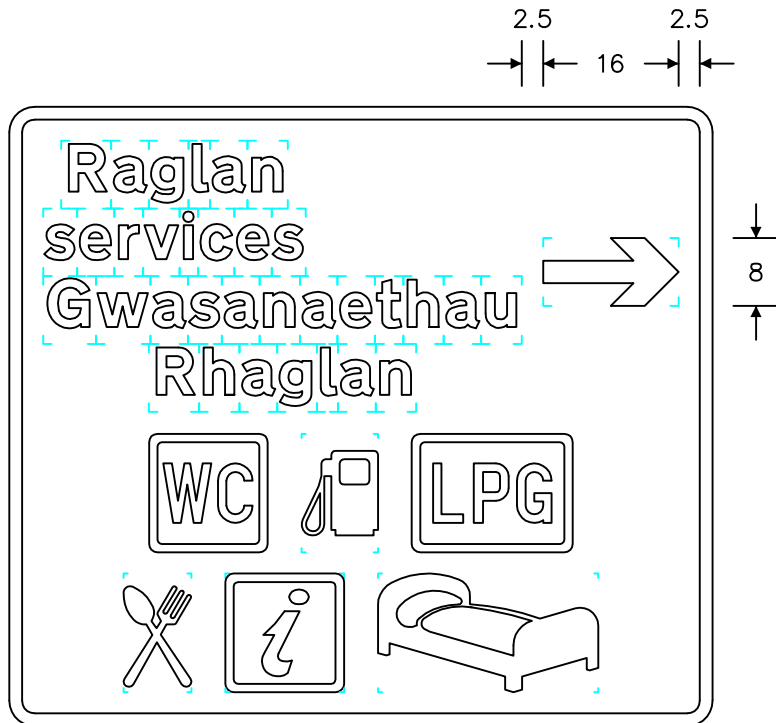
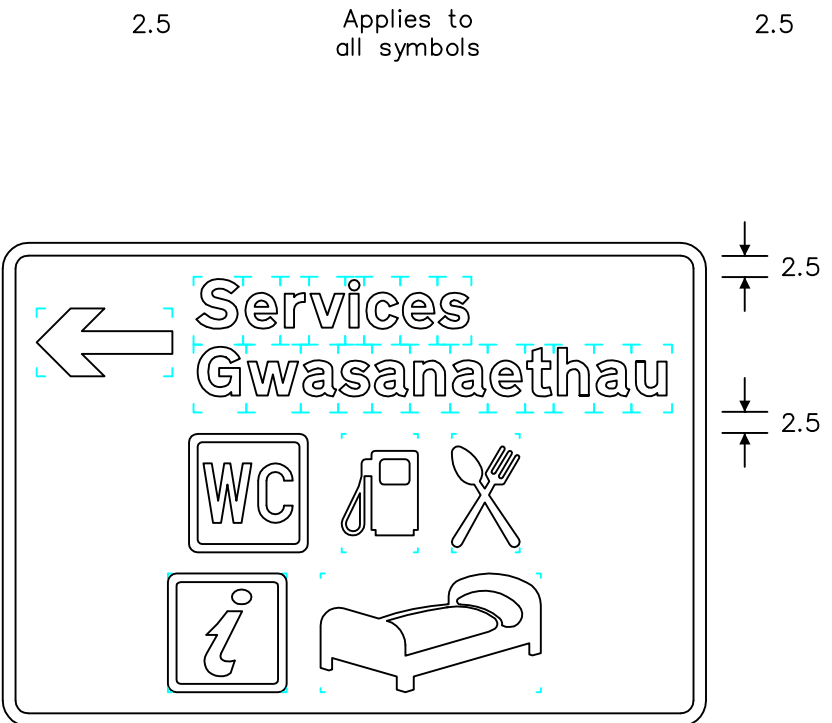
Applies to all symbols

REVISIONS	
1.	No. chgd. from WBM 341 & 342 22.1.91
2.	Redrawn, lorry & dimensions changed 21.2.94
3.	Legend amended 7.7.94
4.	Drawing nos. amalgamated 6.8.97
5.	Redrawn & notes amended 22.8.00
6.	Redrawn & no. chgd. 3.8.04
7.	Dims. amended, variants added to sheet 2 15.2.06
8.	Symbols changed, notes 2 and 4 amended 2.2.12
Before using this drawing, confirm with RNM3 Division that it has not been superseded.	
Drn. A.T.I.	Appd.
Chkd.	Appl. date 12.12.86
Issue: 30.3.12	
Scale: Photo-reduced	
Title Services Sign	
DIRECTION TO SERVICES OPEN 24 HOURS ON ALL-PURPOSE ROAD	
WELSH GOVERNMENT	
Drwg. no.	WAG/P 2313.2
Sheet 1 of 2	



Notes:-

- The legend is from the Transport Heavy alphabet at the 'x'-heights shown.
 - Symbol details are on drwgs. S 44, S 46 sheet 1, S 47 and T 1.
 - The outlines of the tiles do not form part of the sign.
 - The colours are as follows:-
Background _____ White
Border, legend _____ Black
arrow and symbols _____ Black
Bed _____ Black
- All symbols are 14sw high (tiles where shown).
Symbol widths are as follows:
- | | |
|----------------|------------------------|
| WC ----- 14sw | Spoon & fork ----- 8sw |
| Pump ----- 9sw | Wheelchair ----- 14sw |
| LPG ----- 19sw | Bed ----- 26sw |
| Cup ----- 10sw | |
- The illumination of the sign must accord with the requirements of the current 'Traffic Signs Regulations and General Directions'.
 - The 'x'-heights shown are given in millimetres, all other dimensions are given in stroke widths (i.e. 1s/w = 1/4'x'-height).
 - The order of languages is reversed if required.
 - See sheet 1 for other dimensions.



REVISIONS	
1. No. chgd. from WBM 341 & 342	22.1.91
2. Redrawn, lorry & dimensions changed	21.2.94
3. Legend amended	7.7.94
4. Drawing nos. amalgamated	6.8.97
5. Redrawn & notes amended	22.8.00
6. Redrawn & no. chgd.	3.8.04
7. Dims. amended, variants added to sheet 2	15.2.06
8. Symbols changed notes 2 and 4 amended 2.2.12	
Before using this drawing, confirm with RNM3 Division that it has not been superseded.	
Drn. A.T.I.	Appd.
Chkd.	Appl. date 12.12.86
Issue: 30.3.12	
Scale: Photo-reduced	
Title Services Sign	
DIRECTION TO SERVICES OPEN 24 HOURS ON ALL-PURPOSE ROAD (Variants)	
WELSH GOVERNMENT	
Drwg. no.	WAG/P 2313.2
Sheet 2 of 2	