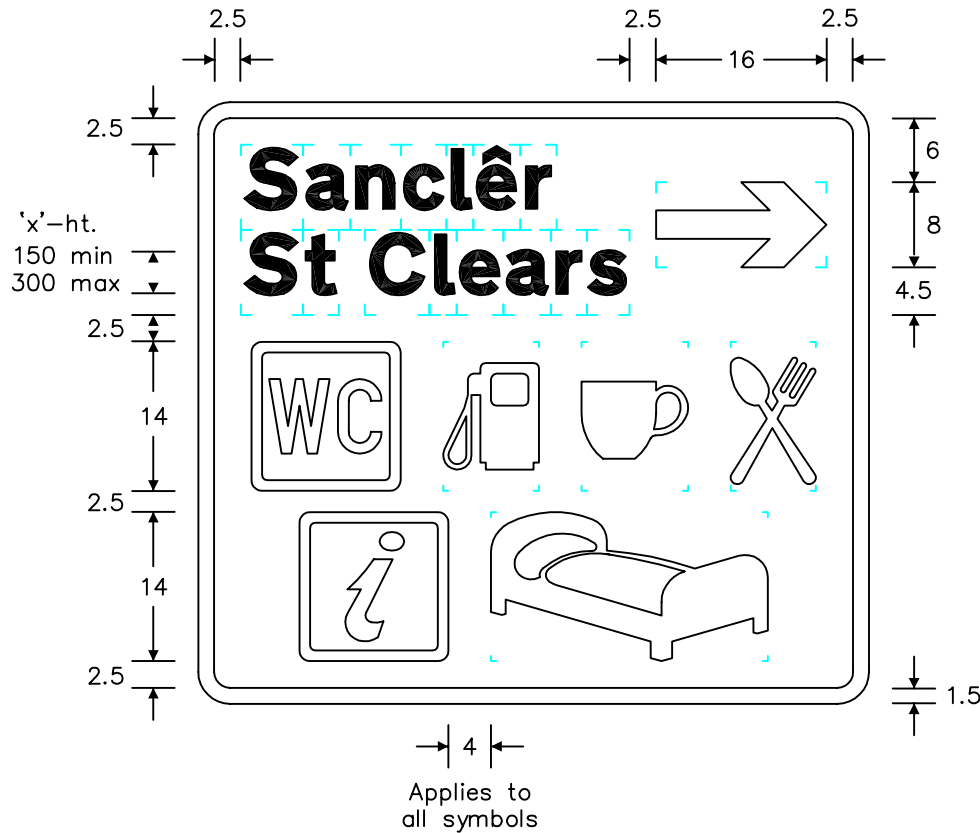


Notes: -

- The legend is from the Transport Heavy alphabet at the 'x'-heights shown.
- Symbol details are on drwgs. S 44, S 46 sheet 1, S 47 and T 1.  
All symbols are 14sw high (tiles where shown). Symbol widths are as follows:  
 WC ----- 14sw  
 Pump ----- 9sw  
 Cup ----- 10sw  
 Spoon & fork ---- 8sw  
 'i' information ---- 14sw  
 Bed ----- 26sw
- The outlines of the tiles do not form part of the sign.
- The colours are as follows: -  
 Background ----- White  
 Border, legend, symbols & arrow ----- Black
- The illumination of the sign must accord with the requirements of the current 'Traffic Signs Regulations and General Directions'.
- The 'x'-heights shown are given in millimetres, all other dimensions are given in stroke widths (i.e.  $1s/w = 1/4x'$ -height).
- The sign is designed in accordance with the current design rules.
- The order of languages may be reversed if required.
- See sheet 2 for variants.

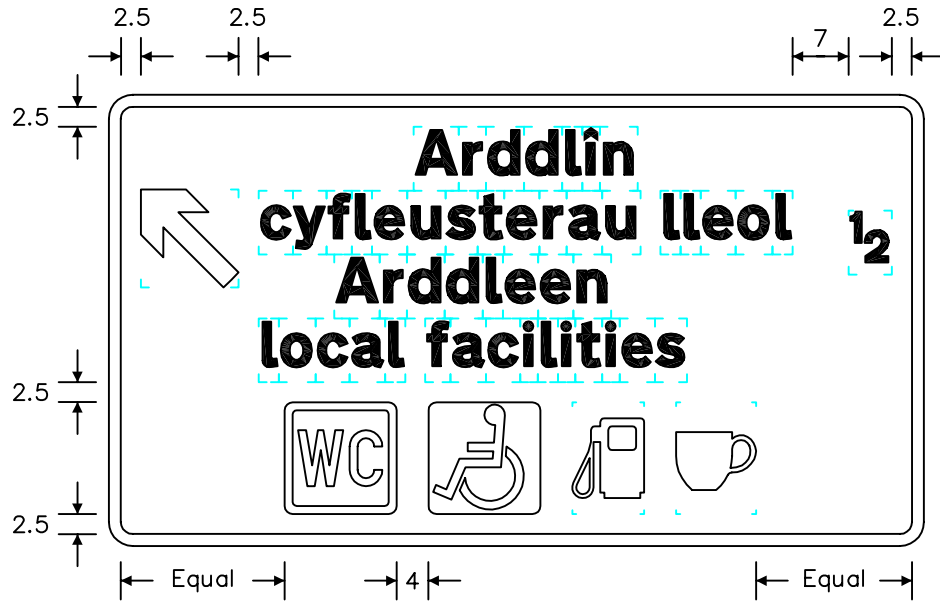


All symbols should appear in the order as shown in note 2.  
 (i.e. WC, petrol pump, cup, spoon/fork, 'i' and bed).  
 (spoon/fork, 'i' and/or bed may be omitted as appropriate)  
 The number of lines on which the symbols are placed may vary.

REVISIONS	
1.	No. chgd. from WBM 379 11.4.94
2.	Redesigned, dimensions amended 14.7.97
3.	Redrawn & notes amended 22.8.00
4.	Colours & symbols amended, no. chgd. 1.7.04
5.	Dimensions amended 27.1.06
Before using this drawing, confirm with RNM3 Division that it has not been superseded.	
Drn.	A.T.I.
Appd.	
Chkd.	Appl. date 18.7.86
Issue: 27.1.06	
Scale: Photo-reduced	
Title	
Services and Tourist Facility Sign	
FACILITIES AVAILABLE AT A SMALL TOWN OR VILLAGE REACHED FROM JUNCTION AHEAD	
WELSH ASSEMBLY GOVERNMENT	
Drwg. no.	WAG/P 2308.1
Sheet 1 of 2	

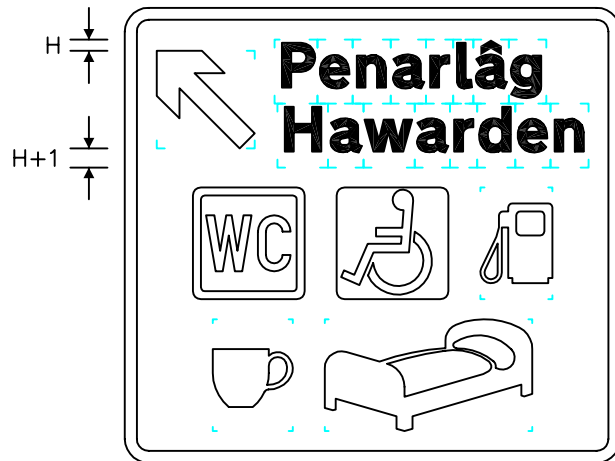
Notes: -

- The legend is from the Transport Heavy alphabet at the 'x'-heights shown.
- Symbol details are on drwgs. S 44, S 46 sheet 1, S 47 and T 1.  
All symbols are 14sw high (tiles where shown). Symbol widths are as follows:  
WC ----- 14sw  
Pump ----- 9sw  
Cup ----- 10sw  
Spoon & fork ---- 8sw  
'i' information ---- 14sw  
Bed ----- 26sw
- The outlines of the tiles do not form part of the sign.
- The colours are as follows: -  
Background ----- White  
Border, legend, symbols & arrow ----- Black
- The illumination of the sign must accord with the requirements of the current 'Traffic Signs Regulations and General Directions'.
- The 'x'-heights shown are given in millimetres, all other dimensions are given in stroke widths (i.e. 1s/w = 1/4'x'-height).
- The sign is designed in accordance with the current design rules.
- The order of languages may be reversed if required.
- See sheet 2 for variants.



Applies to all symbols

The wheelchair symbol, where shown, is always placed alongside the 'WC' symbol



The wheelchair and bed symbols are directional

'x'-ht.  
150 min  
300 max



REVISIONS	
1. Variants and dimensions amended	27.1.06
Before using this drawing, confirm with RNM3 Division that it has not been superseded.	
Drn. A.T.I.	Appd.
Chkd.	Appl. date 1.7.04
Issue: 27.1.06	
Scale: Photo-reduced	
Title Services and Tourist Facility Signs	
FACILITIES AVAILABLE AT A SMALL TOWN OR VILLAGE REACHED FROM JUNCTION AHEAD (variants)	
WELSH ASSEMBLY GOVERNMENT	
Drwg. no. WAG/P 2308.1	Sheet 2 of 2