
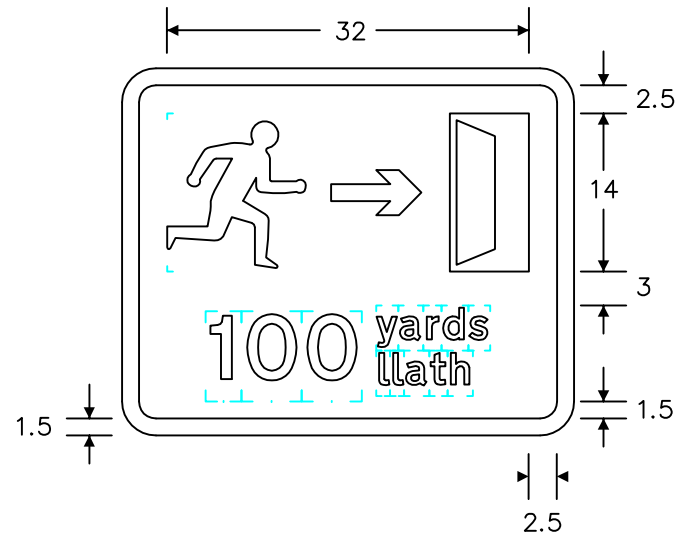
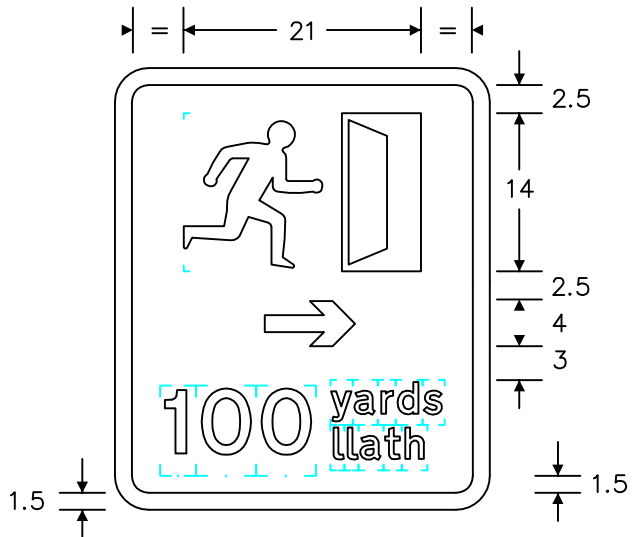
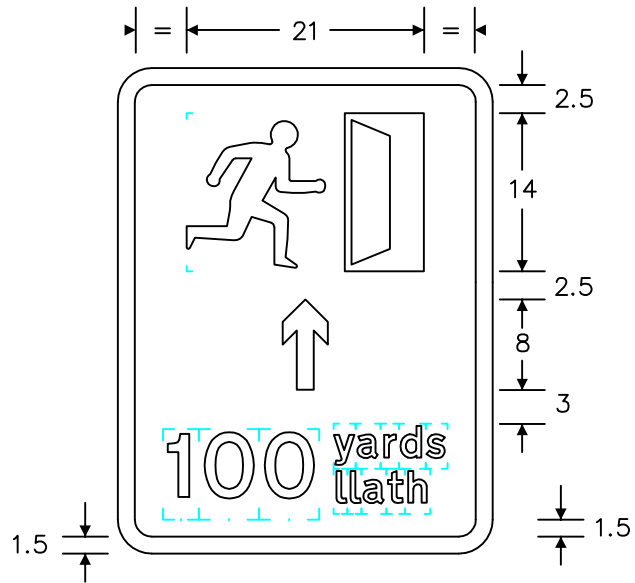


Notes:-

1. The legend is from the Transport Medium alphabet at the 'x'-heights shown.
2. The outlines of the tiles do not form part of the sign.
3. Details of the symbol can be found on drwg S 50
4. The colours are as follows:-
 Backgrounds ————— Green
 Borders ————— Yellow
 Legend & chevron ——— White
5. The illumination of the sign must accord with the requirements of the current 'Traffic Signs Regulations and General Directions'.
6. The 'x'-heights shown are given in millimetres, all other dimensions are given in stroke widths (i.e. 1s/w = 1/4'x'-height).
7. The sign is designed in accordance with the current design rules.
8. The order of languages may be reversed if required.



Variant

| REVISIONS | |
|--|--------------------|
| | |
| | |
| | |
| | |
| Before using this drawing, confirm with RNM3 Division that it has not been superseded. | |
| Drn. G.A.T. | Appd. |
| Chkd. | Appl. date 10.2.12 |
| Issue: 30.2.12 | |
| Scale: Photo-reduced | |
| Title Emergency Directional Signs | |
| DIRECTION AND DISTANCE TO EMERGENCY EXIT FOR PEDESTRIANS FROM A TUNNEL | |
| WELSH GOVERNMENT | |
| Drwg. no. | WAG/P 2711.1 |