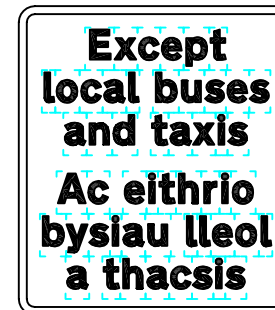
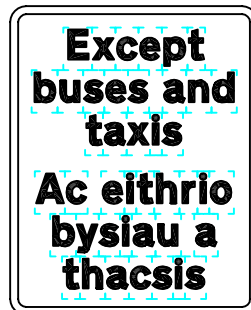
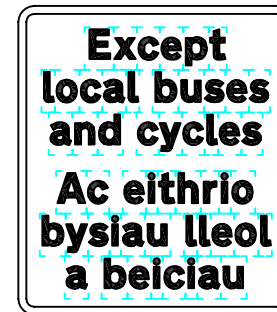


Notes: -

1. The legend is from the Transport Heavy alphabet at the 'x'-heights shown.
2. The outlines of the tiles do not form part of the sign.
3. The colours are as follows: -  
Legend & border ——— Black  
Background ——— White
4. The illumination of the sign must accord with the requirements of the current 'Traffic Signs Regulations and General Directions'.
5. The 'x'-heights shown are given in millimetres, all other dimensions are given in stroke widths (i.e.  $1_s/w = 1/4 'x'$ -height).
6. The sign is designed in accordance with the current design rules.
7. The order of languages may be reversed if required.



REVISIONS	
1. Dims. amended, no. chgd. from 619.4	27.9.96
2. Redrawn & notes amended	6.11.03
3. Notes amended	19.3.07
Before using this drawing, confirm with RNM3 Division that it has not been superseded.	
Drn. A.T.I.	
Chkd.	Appl. date 1.3.77
Issue:	19.3.07
Scale:	Photo-reduced
Title	
Supplementary Plates	
EXCEPT BUSES AND CYCLES and variants	
WELSH ASSEMBLY GOVERNMENT	
Drwg. no.	WAG/P 954.3