

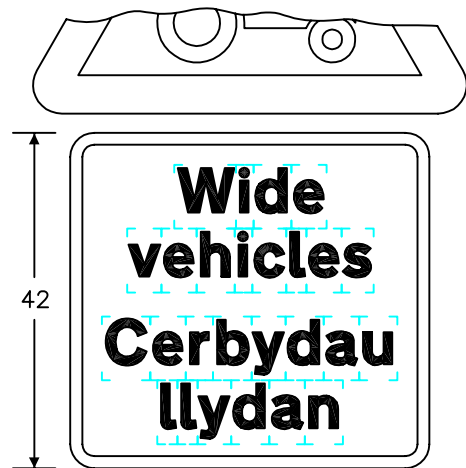
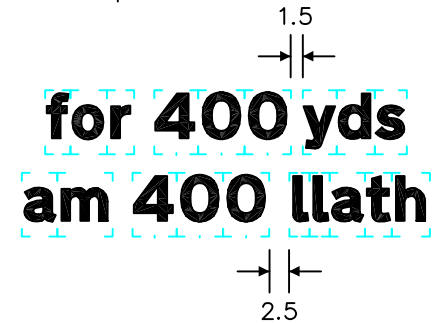


Notes: -

1. The lettering is from the Transport Heavy alphabet at the 'x'-heights shown.
2. Symbol details are given on drawing no. P 28.
3. The outlines of the tiles do not form part of the sign.
4. The colours are as follows: -
 Legend and border ——— Black
 Background ——— White
5. The illumination of the sign must accord with the requirements of the current 'Traffic Signs Regulations and General Directions'.
6. The 'x'-heights shown are given in millimetres, all other dimensions are given in stroke widths (i.e. 1s/w = 1/4'x'-height).
7. The sign is designed in accordance with the current design rules.
8. The order of languages may be reversed if required.



Abbreviated 'yds' used to keep sign width to a minimum



Variants

REVISIONS	
1. Drwg. no. chgd. from WO/WBM 235 & 236	10.87
2. Redrawn, drwg no. chgd. from WO/WBM 553.2 & 553.3	24.2.89
3. Tractor reversed dimensions changed	1.4.95
4. 'x'-hts. amended	12.4.95.
5. 553.1 removed & notes amended	12.8.99
6. Variants & notes amended	24.2.05
7. Notes amended	3.1.07
Before using this drawing, confirm with RNM3 Division that it has not been superseded.	
Drn. A.T.I.	Appd.
Chkd.	Appl. date 19.10.87
Issue: 3.1.07	
Scale: Photo-reduced	
Title	
Supplementary Plate	
FARM TRAFFIC and variants	
WELSH ASSEMBLY GOVERNMENT	
Drwg. no.	WAG/P 553.2