

The Blue Badge Scheme: Rights and Responsibilities in Wales



Llywodraeth Cymru
Welsh Government

www.cymru.gov.uk



You must read this leaflet before using the badge and keep it in case you need to refer to it in future.



For initial/general Blue Badge enquiries call **0844 4630215**. For all enquiries relating to your specific application please contact your Local Authority.

This leaflet is available in Braille, audio tape and CD formats. You can order these formats by telephoning the Welsh Government on **02920 826586**.

If you are an organisation, a separate Rights and Responsibilities leaflet is available at the Welsh Government's website: **www.cymru.gov.uk**

Did you know that when your badge expires, you can apply online at Directgov. You can also report any lost or stolen badges and update key information. Visit **www.direct.gov.uk**

**Record useful information here
so that it is always to hand**

Badge serial number	
Issued by (name of your local authority)	
Issuing office address	
Issuing office telephone number	
Badge expiry date	

Contents

	Page		Page
1. Your responsibilities as a Blue Badge holder	2	Places where you cannot park	10
Who can use the badge	2	Safe and responsible parking	11
How to display the badge	3	3. Badges for organisations	13
When you need to use a parking clock	4	Rules that apply to organisations	13
Power to inspect the badge	4	Special rules for returning an organisational badge	14
Renewing expired badges	5	4. Other Information	15
Returning the badge	5	Toll concessions	15
If you lose your badge	6	Travelling in London	15
Drivers who hold a Blue Badge	6	Central London Congestion Charging Scheme	15
Further advice and information	6	Travelling abroad	16
2. Where can I park?	7		
Where you can park	7		
Places you need to check before parking	9		

1 Your responsibilities as a Blue Badge holder

The purpose of the scheme is to give greater access to local services by allowing badge holders to park near their destination either as a passenger or driver, it is not to provide free parking.

It is down to you to use the Blue Badge properly. The badge and its concessions are for your use only. It is a criminal offence for you or anyone else to misuse the badge, and doing so could lead to a £1,000 fine. Making sure that the scheme is not abused will benefit genuine badge holders, such as yourself.

If you are using the parking concessions as a passenger, it is your responsibility to make sure that the driver is aware of all the rules set out in this leaflet.

The badge is intended for on-street parking only. Off-street car parks, such as those provided in local authority hospital or supermarket car parks are governed by separate rules.

You must never copy the badge or attempt to alter the details.

Who can use the badge?

The badge is for your use and benefit only. It must only be displayed if you are travelling in the vehicle as a driver or

passenger, or if someone is collecting you or dropping you off and needs to park at the place where you are being collected or dropped.

Do not allow other people to use the badge to do something on your behalf, such as shopping or collecting something for you, unless you are travelling with them.

- You must never give the badge to friends or family to allow them to park for free, even if they are visiting you.
- **You should not allow non-disabled people to take advantage of the benefits from your badge while you sit in the car.**
- It is a criminal offence to misuse a badge. This includes people other than the badge holder taking advantage of the parking concessions provided under the scheme.



How to display the badge

When using the parking concessions **you must display the badge** on the dashboard, where it can be clearly read through the front windscreen. If there is no dashboard in your vehicle, you must still display the badge in a place where it can be clearly read from outside the vehicle. The front of the badge should face upwards, showing the wheelchair symbol. **The side showing the photograph should not be visible through the windscreen.**

You must also ensure that the details on the front of the badge remain legible. If

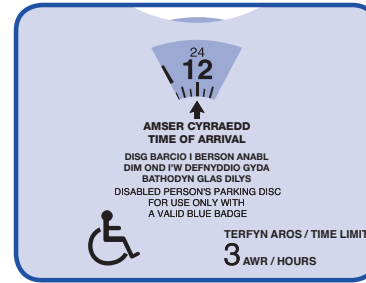
they become unreadable through fading or wear and tear, you must return the badge to your local authority so they can issue you with a new one. Displaying a badge that is illegible may result in a parking fine.

Incorrect display of the badge may result in a parking fine.

When you need to use a parking clock

When you park on yellow lines or in other places where there is a time restriction, you need to display the blue parking clock to show your time of arrival. The clock will be sent to you together with the Blue Badge.

If you need to use a parking clock, you must display it on the vehicle's dashboard or fascia panel, so that the time can be seen clearly through the front windscreen. The clock should be set to show the quarter hour period during which you arrived. If there is no dashboard or fascia panel in your



Blue parking clock

vehicle, you must still display the clock in a place where it can be clearly read from outside the vehicle.

Power to inspect the badge

Police officers, traffic wardens, parking attendants and civil enforcement officers have the power to inspect the badge. These people should produce an identity card with their photograph on it to prove they are who they say they are. If any of these people ask to see the badge, you must show it to them.

If you do not, you will be breaking the law and you could be fined up to £1,000.

Expired Badge

You should apply for a new badge from your local authority some weeks before it runs out. You can apply for the badge online www.direct.gov.uk. If you provide your mobile telephone number or an email address when you apply, reminders can be sent to your email or mobile phone. **Do not use the badge if it has expired or you may be fined, and could face prosecution.**

Returning the badge

You must return the badge to your local authority if the badge has expired, or

- your medical condition or mobility improves and you are no longer eligible;
- a replacement badge has been issued for one that is lost or stolen and the original

is found/recovered (then the original badge must be returned);

- the badge becomes damaged or faded and is illegible;
- the badge is no longer required, for example if you are confined to your home.

Please also note that the badge should be returned to the issuing authority on the death of the badge holder.

If you continue to display the badge when you no longer need it you may be fined up to £1,000, and/or face prosecution.

The badge remains the property of the issuing local authority. They can ask for the badge to be returned if it is being misused.

If you lose your badge

Lost or stolen badges should be reported to the police immediately. You should also contact your local authority to let them know that your badge is lost or stolen

and provide them with a crime reference number. Your local authority will arrange for a replacement badge. Local Authorities have the discretion to charge a fee of up to £10.00 for this service.

Drivers who hold a Blue Badge

If you are a driver and your disability is likely to affect your ability to drive (even if your car is adapted), the law says you must tell the Driver and Vehicle Licensing Agency (DVLA).

Holding a Blue Badge does not in itself mean that you do not have to pay road tax, but you may be exempt if you meet certain other criteria set by the DVLA. For more information you can contact the DVLA on **0300 790 6802**, write to DVLA, Swansea, SA99 1TU or see www.direct.gov.uk/motoring for details.

Further advice and information

You should always tell your local authority,

- if the badge has expired;
- the badge is lost, stolen or damaged;
- you change address;
- your name changes for any reason.

The Blue Badge scheme is administered and enforced by your local authority and you should always contact them first for further information.

The following link can help you find your local council – <http://wales.gov.uk/topics/localgovernment/localauthorities/?lang=en>

2

Where can I park?

If you do not drive yourself, it is important that you share this information with anyone who will be carrying you as a passenger.

Where you can park

The following table lists the parking concessions available to you as a Blue Badge holder. However, you must always check signs to see what the rules are when parking.

Place	Conditions
Yellow lines	<p>Badge holders may park on single or double yellow lines for up to three hours if it is safe to do so, but not where there are restrictions, on loading or unloading – indicated by yellow kerb dashes and/or signs on plates. (Always check whether a particular local authority has chosen to exempt Blue Badge holders from this restriction.)</p> <p>You are not entitled to park on yellow lines in off-street car parks.</p>

Place

Yellow lines (continued)

Conditions

You must display the Blue Badge and the blue parking clock showing the quarter hour period during which you arrived.

You must wait for at least one hour after a previous period of parking before you can park the same vehicle in the same road or part of a road on the same day.

'On-street' parking meters and pay-and-display machines

Some local authorities allow blue badge holders to park for free for as long as they need to. Others have not adopted this policy. **Always check with the relevant authority before parking to avoid a potential fine.**

You must display the Blue Badge.

'On-street' disabled parking bays (Signs have a blue wheelchair symbol)

You may park for free and without time limit unless signs say otherwise (check local signs for information).

You must display the Blue Badge.

Always try to use these bays instead of parking on yellow lines.

Places you need to check before parking

There are a number of restrictions and local parking schemes which you need to be aware of. This is a list of places and the parking restrictions in force. If in doubt, ask the relevant authority before you travel.

Place	Conditions
Off-street car parks (such as supermarket, hospital or local authority car parks)	Off-street car park operators should provide parking spaces for disabled people. However, it is up to the car park owner to decide whether badge holders can park free of charge. Do not assume you can always park for free.
Town centres where local schemes are in operation	Please check local signs for information.
On-street parking areas where all motorists can park for free but only for a limited time	Badge holders may park for as long as they wish unless signs say otherwise. Please check with signs before parking. If there is a time limit please display the blue parking clock which should be set to show the quarter hour period during which you arrived.

Place	Conditions
Road systems at airports	Contact the airport in advance to check the parking arrangements.
Private roads	Do not park unless you have permission from the owner(s).

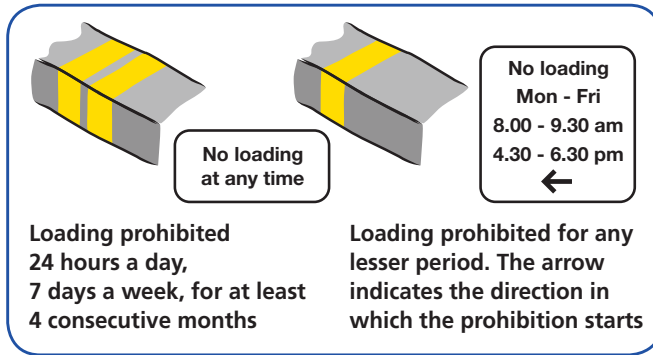
Places where you cannot park

The scheme does not apply on private roads and in off-street car parks. However, some operators may provide spaces for people with disabilities. You should check the signs to what concessions are available, and whether badge holders have to pay.

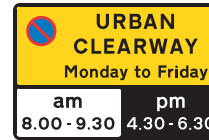
The Blue Badge is not a licence to park anywhere. Like other road users, you must obey the rules of the road, as laid out in the Highway Code.

Here is a list of places where you must not park.

- Places where a ban on loading or unloading is in force, normally indicated by yellow marks on the kerb. Roadside signs display times of operation for loading bays.
- Parking places reserved for specific users such as resident's bays, permit holders or loading bays. (Always check whether a particular local authority has chosen to exempt Blue Badge holders from these restrictions).



- Pedestrian crossings (zebra, pelican, toucan and puffin crossings), including areas marked by zig-zag lines.
- Clearways (no stopping).
- A bus stop clearway during its hours of operation.
- An urban clearway within its hours of operation. You may pick up or drop off passengers. All parking is forbidden.
- School 'keep clear' markings during the hours shown on a yellow no-stopping plate.



- Bus, tram or cycle lanes or cycle tracks. Badge holders are not entitled to drive in bus lanes during their hours of operation.
- Where there are double white lines in the centre of the road (even if one of the lines is broken).
- Suspended meter bays or when use of the meter is not allowed.
- Where temporary parking restrictions are in force, as shown for example by no-waiting cones.

Safe and responsible parking

Do **not** park where it would endanger, inconvenience or obstruct pedestrians or other road users.

Examples of dangerous or obstructive parking include the following, although there are others:

- school entrances, bus stops, on a bend, or near the brow of a hill or hump bridge;
- parking opposite or within 10 metres (32 feet) of a junction, except in an authorised parking space;
- where it would make the road narrow, such as by a traffic island or roadworks;
- where it would hold up traffic, such as in narrow stretches of road or blocking vehicle entrances;
- where emergency vehicles stop or go in and out, such as hospital entrances;
- where the kerb has been lowered or the road raised to help wheelchair users; and
- on a pavement, unless signs permit it.

The Blue Badge is not a licence to park anywhere. If you park where it would cause an obstruction or danger to other road users you could be fined or have your vehicle removed.

REMEMBER

If you do not drive yourself, you should share the information in this leaflet with the person who will be carrying you as a passenger.

You cannot legally be wheelclamped on the public highway ('on-street') for parking offences, provided you correctly display a valid Blue Badge according to the rules of the scheme. Parking in forbidden areas or where it would endanger or obstruct other road users is an offence, which could result in you receiving a parking fine. You could also be prosecuted, have your car towed away and the badge withdrawn.

3

Badges for organisations

Organisations that both care for and transport disabled people who would qualify for a Blue Badge in their own right may apply for an organisational Blue Badge through their local authority. This badge may be used by the organisation when transporting disabled people who would be eligible for a Blue Badge in their own right. The badge is not allowed to be used at other times.

Rules that apply to organisations

An organisational badge will have the stamp or logo of the organisation on the reverse of the badge, rather than a photograph. This side should be hidden from view when the badge is on display.

Organisational badges may only be used when people who would

qualify for a Blue Badge in their own right are being transported. The badge should only be displayed when employees of the organisation (using Registered organisational vehicles) are dropping off or picking up eligible disabled people from the place where the vehicle is parked.

You must never copy the badge or attempt to alter the details.

The badge remains the property of the issuing local authority. They can ask for the badge to be returned if it is being misused.

All employees of the organisation who are responsible for transporting disabled people need to be made aware of the rules of the scheme.

It is a criminal offence for anyone to misuse a badge, and doing so could lead to a £1,000 fine and prosecution.

Further information on the Organisational Badges can be obtained at www.cymru.gov.uk

Special rules for returning an organisational badge

In addition to the advice contained on page 5 of this leaflet, an organisational badge must be returned to the issuing authority if:

- the organisation has ceased to exist; or
- the organisation no longer cares for people who would qualify for a Blue Badge in their own right.

4

Other Information

Toll concessions, travelling in London, Central London Congestion Charge Scheme and travelling abroad.

Toll Concessions

Blue Badge holders may be exempt from payment of tolls at certain river crossings.

Details on the concessions are available on the Directgov website at www.direct.gov.uk/en/DisabledPeople/MotoringAndTransport/Bluebadgescheme/DG_4001061

Travelling in London

The Blue Badge scheme does not fully apply in certain parts of Central London.

If you are planning to visit Central London, you need to get further information about parking before travelling. Please contact the relevant London borough or www.bluebadgelondon.org.uk for information.

Central London Congestion Charge Scheme

As a badge holder you do not have to pay the Congestion Charge. To qualify for the 100% discount from the Charge, you must first register with Transport for London and

pay a registration fee of £10. You need to apply at least 10 days before your journey.

Further information for Blue Badge holders can be obtained from www.tfl.gov.uk/assets/downloads/blue-badge-holders-guide.pdf or by calling **0845 900 1234**

Travelling abroad

You can use your badge when travelling in the European Union but concessions do vary. If in doubt, always check locally before travelling somewhere new.

The Blue Badge is recognised throughout the **European Union (EU)**. This means that you can take advantage of the parking concessions available in all other EU countries.

Please note that the concessions provided in other EU countries may not be the same as in the UK.

As concessions in other EU countries may change over time, we advise you to check what concessions are available before travelling.

There are no current arrangements for you to use the badge outside the European Union, in countries such as the USA, Canada, Australia or New Zealand, although they may be prepared to recognise the Blue Badge. We advise you to check what concessions are available before travelling to non-EU countries. For further information please visit www.fiadisabledtravellers.com