



Llywodraeth Cymru  
Welsh Government

PUBLICATION, DOCUMENT

# Police recorded road collisions: July to September 2024 (provisional)

Data on severity of injury and type of road user for July to September 2024.

**First published:** 30 January 2025

**Last updated:** 30 January 2025

**This document was downloaded from GOV.WALES and may not be the latest version.**

Go to <https://www.gov.wales/police-recorded-road-collisions-july-september-2024-provisional-html> for the latest version.

Get [information on copyright](https://www.gov.wales/copyright-statement) (<https://www.gov.wales/copyright-statement>).

# Contents

**Introduction** (<https://www.gov.wales#163837>)

**Collisions** (<https://www.gov.wales#163839>)

**Casualties** (<https://www.gov.wales#163841>)

**Notes** (<https://www.gov.wales#163843>)

**Contact details** (<https://www.gov.wales#163845>)

**This document was downloaded from GOV.WALES and may not be the latest version.**

Go to <https://www.gov.wales/police-recorded-road-collisions-july-september-2024-provisional-html> for the latest version.

Get **information on copyright** (<https://www.gov.wales/copyright-statement>).

# Introduction

The data presented here reflect the personal injury road collisions reported by police in Wales from July to September (Q3) 2024. While these data are the most detailed and reliable source of information on road collisions and casualties, they do not include road collisions:

- that were not reported to the police
- that occurred on private land i.e. car parks or fields
- where no personal injury was recorded
- where the collision was later confirmed by a medical professional or coroner to be a suicide or medical episode

Given the increased interest in collisions data since the roll out of the 20mph default speed limit on 17 September 2023, we are publishing this statistical headline alongside the routine quarterly publication of data tables to summarise key results and to help interpretation and understanding. We also published a **Chief Statistician's update on 'understanding road collisions and casualty statistics' on 24 May 2024 (Digital and Data blog)**

(<https://digitalanddata.blog.gov.wales/2024/05/24/chief-statisticians-update-understanding-road-collision-and-casualty-statistics/>).

## All the underlying data is published on StatsWales

(<https://statswales.gov.wales/Catalogue/Transport/Roads/Road-Accidents>), and our **road collisions dashboard** (<https://www.gov.wales/police-recorded-road-collisions-interactive-dashboard>). This includes additional detail on collisions and casualties by geographical area, speed limit, severity and vehicle type

Data for 2024 Q3 are provisional and subject to potential revision in the future. Minor revisions have been made to data from 2023 Q4 to 2024 Q2 due to the availability of updated data from police forces, these are marked with an (r). Detailed quality information is published in the **accompanying quality report**

This document was downloaded from GOV.WALES and may not be the latest version.

Go to <https://www.gov.wales/police-recorded-road-collisions-july-september-2024-provisional-html> for the latest version.

Get **information on copyright** (<https://www.gov.wales/copyright-statement>).

(<https://www.gov.wales/road-casualties-quality-report>).

Collisions data is seasonal and impacted by factors such as traffic volume and weather. It is advisable and meaningful to compare quarterly data with the same quarter in previous years rather than with the previous quarter. However, longer term trends give a better indication of patterns and changes in police recorded road collisions.

This release includes the first full 12 month period i.e. four quarters (2023 Q4 to 2024 Q3) of data since the introduction of the 20mph default speed limit. This has allowed us to compare the first four quarters of 20mph default speed limit data to the same period the previous year. We have also included comparisons between the latest quarter and the same quarter in previous years. Due to seasonality, quarter on quarter comparisons are not included in the commentary (quarterly data are shown in the charts).

## Collisions

Time series data over the long term are presented in our [annual statistical release](https://www.gov.wales/police-recorded-road-collisions-2023) and show a long-term decrease in road collisions reported by police in Wales.

In 2024 Q3, there were 771 police reported road collisions in Wales. Of these collisions:

- 17 (2%) were fatal
- 225 (29%) were serious collisions
- 529 (69%) were slight collisions

The number of collisions is 16% lower than in the same quarter (July to September) in 2023 (923) and is the lowest quarter 3 figure since records

This document was downloaded from GOV.WALES and may not be the latest version.

Go to <https://www.gov.wales/police-recorded-road-collisions-july-september-2024-provisional-html> for the latest version.

Get [information on copyright](https://www.gov.wales/copyright-statement).

began.

During the 12 month period from 2023 Q4 to 2024 Q3 (i.e. after the introduction of the 20mph default speed limit), the number of collisions is 15% lower than the same period a year before.

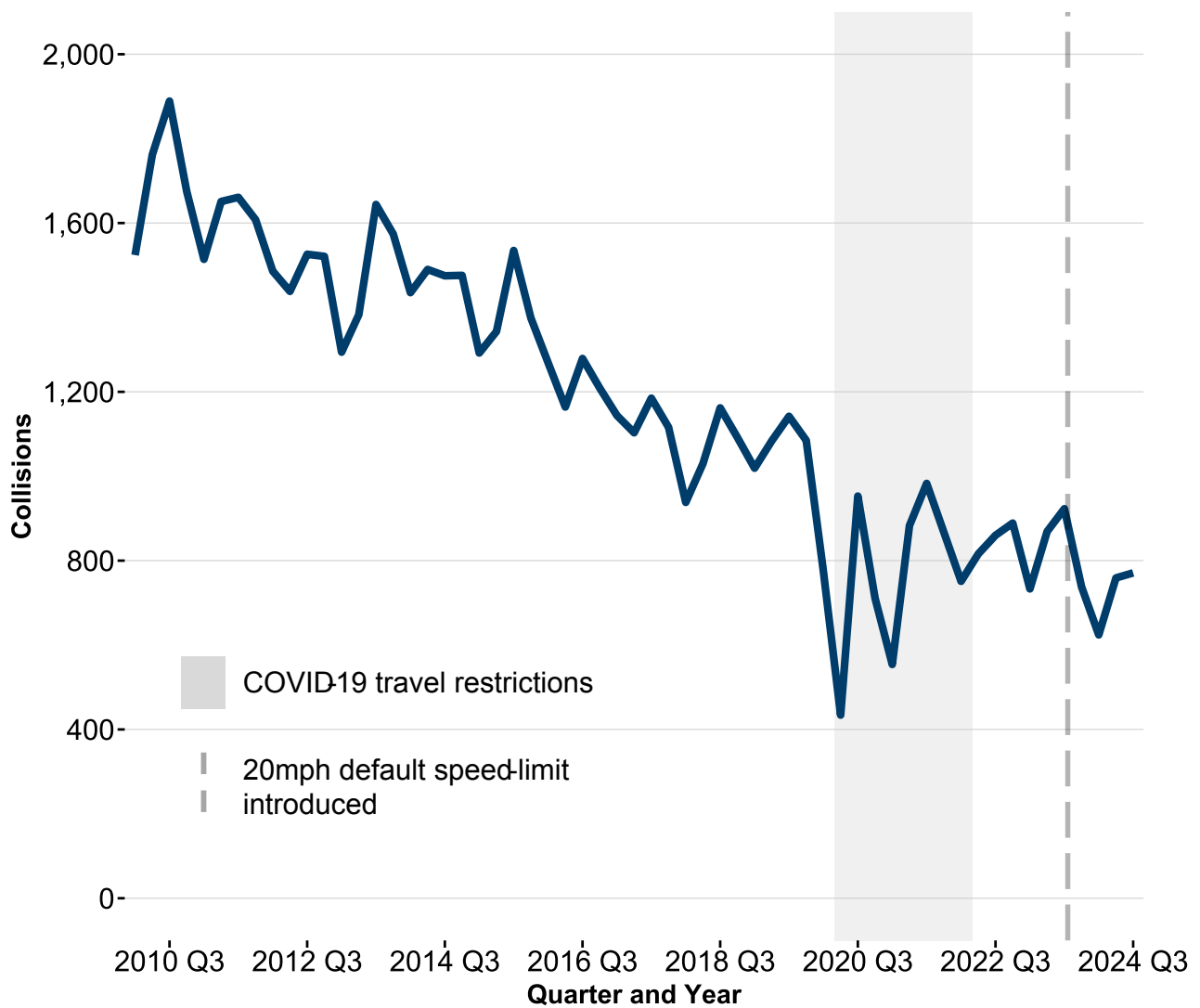
The number of quarterly road collisions in Wales has generally been declining steadily over the last decade and quarterly figures can be volatile. Care should be taken when interpreting this data over a short time period.

**This document was downloaded from GOV.WALES and may not be the latest version.**

Go to <https://www.gov.wales/police-recorded-road-collisions-july-september-2024-provisional-html> for the latest version.

Get [information on copyright](https://www.gov.wales/copyright-statement) (<https://www.gov.wales/copyright-statement>).

**Figure 1: Quarterly police-reported road collisions in Wales, 2010 Q1 to 2024 Q3**



Description of Figure 1: The line chart shows a time series for the number of police-reported road collisions in Wales each quarter from 2010 Q1 to 2024 Q3. The number of quarterly road collisions has declined steadily over the last decade.

This document was downloaded from GOV.WALES and may not be the latest version.

Go to <https://www.gov.wales/police-recorded-road-collisions-july-september-2024-provisional-html> for the latest version.

Get [information on copyright](https://www.gov.wales/copyright-statement) (<https://www.gov.wales/copyright-statement>).

Source: Road collision statistics, Welsh Government

## 20 and 30mph road speed limit

Most roads that were 30mph became 20mph on 17th September 2023. Therefore, significantly more roads are now 20mph roads (an increase from approximately 870km to 13,000km), and significantly fewer are 30mph (a decrease from approximately 13,100km to 980km).

This section considers collisions that occurred on all 20mph and 30mph roads (combined) to allow direct comparisons for the same set of roads before and after the change in default speed limit on restricted roads.

In 2024 Q3, there were 345 road collisions on 20 and 30mph road speed limits (combined). Of these, 3 were fatal collisions, 89 were serious and 253 slight collisions.

The number of collisions on 20 and 30mph roads (combined) is 31% lower than in the same quarter in 2023 (502) and is the lowest quarter 3 figure in Wales since records began. This number has generally been declining over the last decade.

During the 12 month period from 2023 Q4 to 2024 Q3 (i.e. after the introduction of the 20mph default speed limit), the number of collisions on 20 and 30mph roads (combined) is 26% lower than the same period a year before.

Road collisions data after the change to the 20mph default speed limit is currently limited to a relatively short period of time (17 September 2023 to 30 September 2024) and can be volatile over the short term. Care should be taken when interpreting this data over a short time period, we will continue to monitor this over time as more data becomes available. Our [Chief Statistician's update \(Digital and Data blog\)](https://digitalanddata.blog.gov.wales/2024/05/24/chief-digital-and-data-blog)

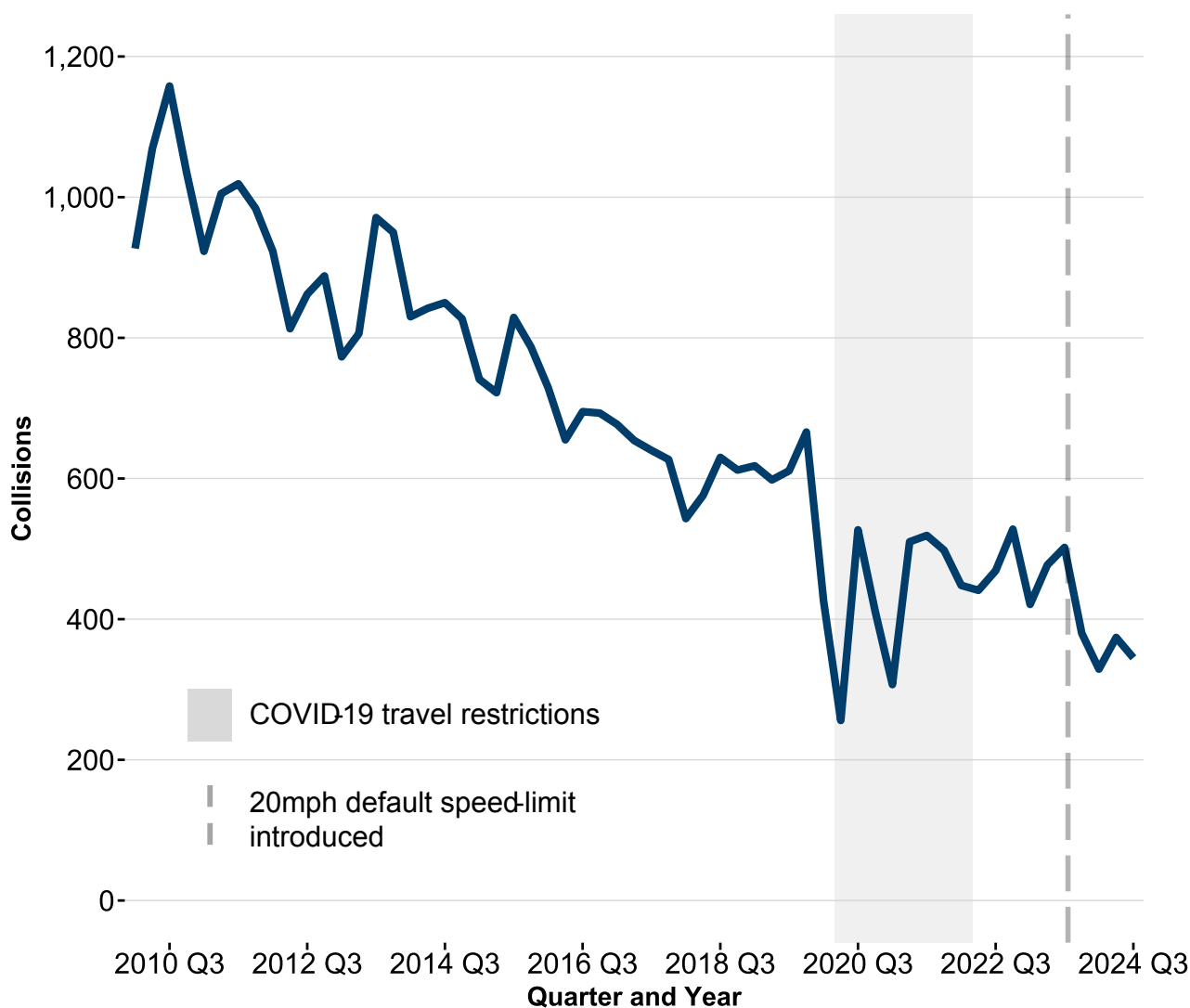
This document was downloaded from GOV.WALES and may not be the latest version.

Go to <https://www.gov.wales/police-recorded-road-collisions-july-september-2024-provisional-html> for the latest version.

Get [information on copyright](https://www.gov.wales/copyright-statement) (<https://www.gov.wales/copyright-statement>).

[statisticians-update-understanding-road-collision-and-casualty-statistics/](#) includes more information.

**Figure 2: Quarterly police-reported road collisions on roads with a 20 or 30mph speed limit (combined) in Wales, 2010 Q1 to 2024 Q3**



Description of Figure 2: The line chart shows a time series for police-reported road collisions on roads with a 20 or 30mph speed limit (combined) in Wales each quarter from 2010 Q1 to 2024 Q3. The number of quarterly road collisions

This document was downloaded from GOV.WALES and may not be the latest version.

Go to <https://www.gov.wales/police-recorded-road-collisions-july-september-2024-provisional-html> for the latest version.

Get [information on copyright](https://www.gov.wales/copyright-statement) (<https://www.gov.wales/copyright-statement>).



on 20mph or 30mph has declined steadily over the last decade.

Source: Road collision statistics, Welsh Government

## Casualties

Individual collisions can result in multiple casualties with different levels of injury severity.

In 2024 Q3 there were 1,072 road casualties reported in Wales. Of these casualties:

- 17 (2%) were killed.
- 259 (24%) people were seriously injured.
- 796 (74%) had slight injuries.

The number of casualties is 15% lower than in the same quarter in 2023 (1,260) and the lowest quarter 3 figure in Wales since records began. This number has generally been declining over the last decade.

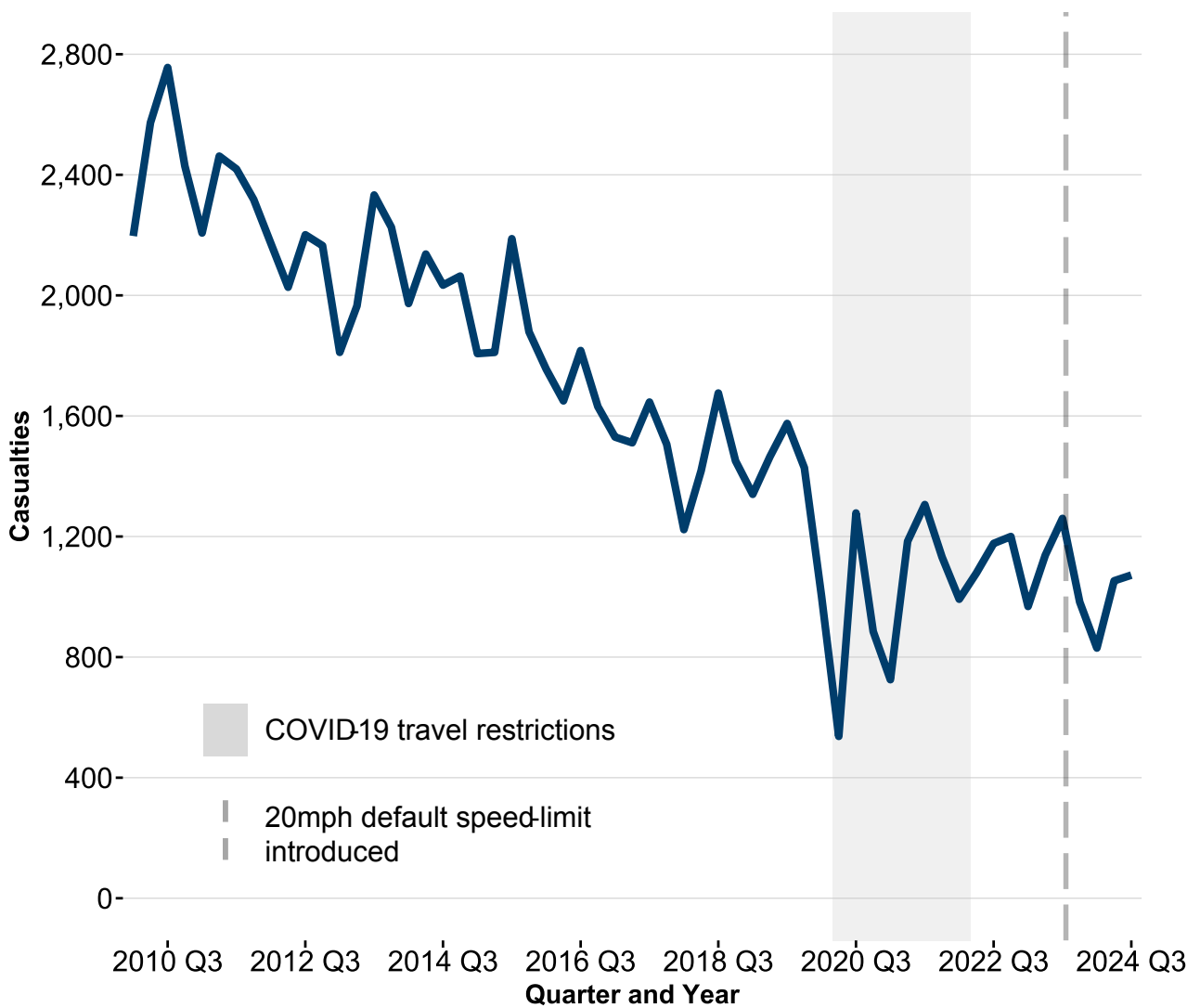
During the 12 month period from 2023 Q4 to 2024 Q3 (i.e. after the introduction of the 20mph default speed limit), the number of casualties is 14% lower (3,938) compared to the same period a year before.

**This document was downloaded from GOV.WALES and may not be the latest version.**

Go to <https://www.gov.wales/police-recorded-road-collisions-july-september-2024-provisional-html> for the latest version.

Get [information on copyright](https://www.gov.wales/copyright-statement) (<https://www.gov.wales/copyright-statement>).

**Figure 3: Quarterly road casualties in Wales, 2010 Q1 to 2024 Q3**



Description of Figure 3: The line chart shows a time series for the number of casualties in police-reported road collisions in Wales each quarter from 2010 Q1 to 2024 Q3. The number of quarterly casualties has declined steadily over the last decade.

This document was downloaded from GOV.WALES and may not be the latest version.

Go to <https://www.gov.wales/police-recorded-road-collisions-july-september-2024-provisional-html> for the latest version.

Get [information on copyright](https://www.gov.wales/copyright-statement) (<https://www.gov.wales/copyright-statement>).

Source: Road collision statistics, Welsh Government

## **20 and 30mph road speed limit**

In 2024 Q3, there were 410 road casualties from road collisions on 20 and 30mph road speed limits (combined). Among these, 3 were fatalities, 90 were serious and 317 were slight casualties.

The number of casualties on 20 and 30mph roads (combined) is 35% lower than in the same quarter in 2023 (627).

The number of casualties on roads with 20 and 30mph road speed limits (combined) in 2024 Q3 was the lowest quarter 3 figures in Wales since records began. This number has generally been declining over the last decade.

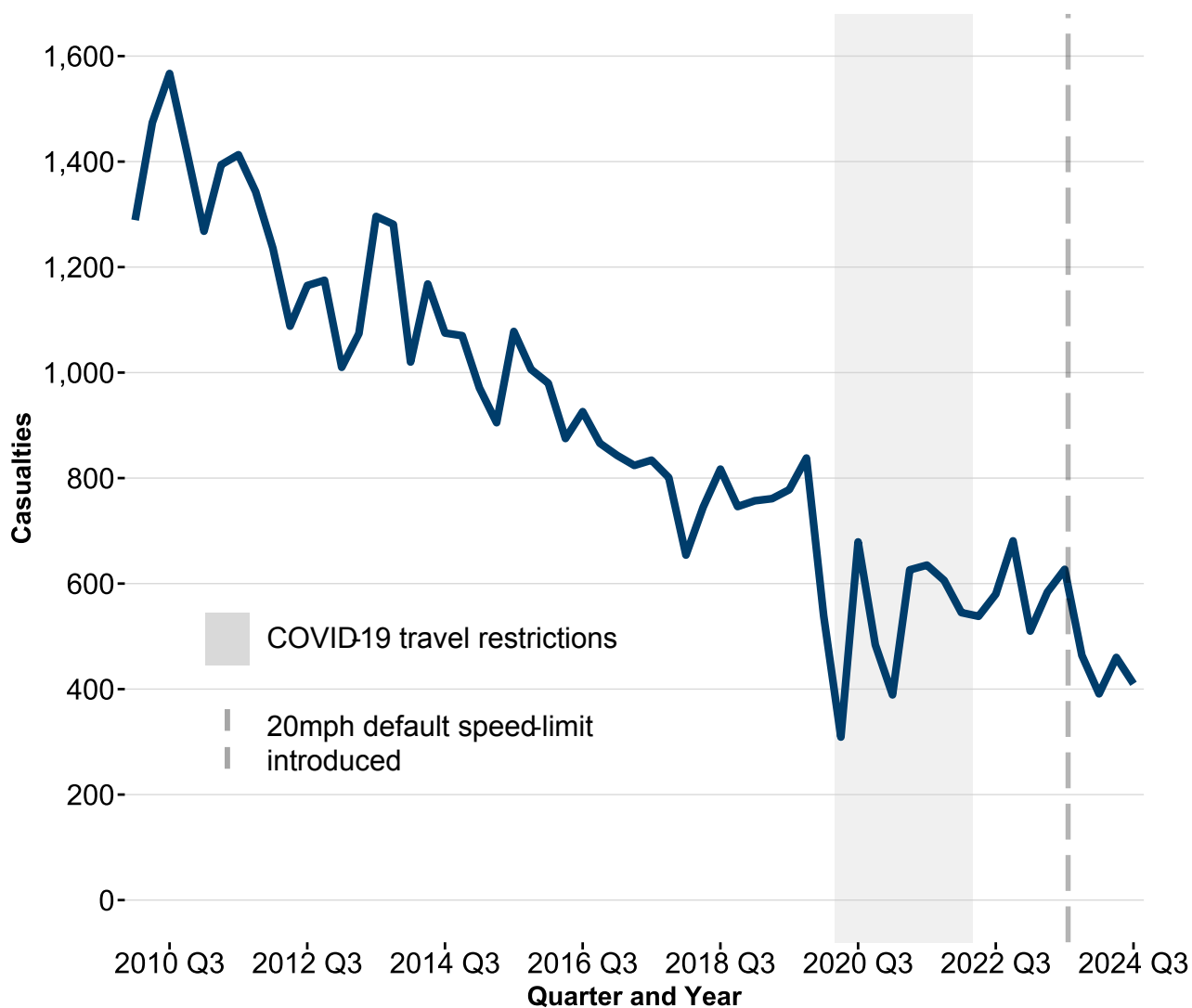
During the 12 month period from 2023 Q4 to 2024 Q3 (i.e. after the introduction of the 20mph default speed limit), the number of casualties on 20 and 30mph roads (combined) is 28% lower than the same period a year before.

**This document was downloaded from GOV.WALES and may not be the latest version.**

Go to <https://www.gov.wales/police-recorded-road-collisions-july-september-2024-provisional-html> for the latest version.

Get [information on copyright](https://www.gov.wales/copyright-statement) (<https://www.gov.wales/copyright-statement>).

**Figure 4: Quarterly casualties reported on roads with a 20 or 30mph speed limit in Wales, 2010 Q1 to 2024 Q3**



Description of Figure 4: The line chart shows a time series quarterly number of casualties in police-reported road collisions on roads with a 20 or 30mph speed limit (combined) in Wales each quarter from 2010 Q1 to 2024 Q3. The numbers have declined steadily over the last decade.

Source: Road collision statistics, Welsh Government

This document was downloaded from GOV.WALES and may not be the latest version.

Go to <https://www.gov.wales/police-recorded-road-collisions-july-september-2024-provisional-html> for the latest version.

Get [information on copyright](https://www.gov.wales/copyright-statement) (<https://www.gov.wales/copyright-statement>).

# Notes

These statistics only include road collisions which resulted in personal injury and for which information was reported by the police. It is known that there is an element of under-recording of such incidents, particularly for less severe incidents where police officers may not have been in attendance.

These statistics do not include road collisions:

- that were not reported to the police
- that occurred on private land i.e. car parks or fields
- where no personal injury was recorded
- where the collision was later confirmed by a medical professional or coroner to be a suicide or medical episode

On 17 September 2023, the law changed the default speed limit on restricted roads in Wales from 30mph to 20mph. These are usually residential or busy pedestrian streets with streetlights. The changes will have affected most roads that were 30mph before 17 September, but not all. **We have published a map on DataMapWales that shows which roads have stayed at 30mph** (<https://datamap.gov.wales/maps/roads-affected-by-changes-to-the-speed-limit-on-re/>).

Some data quality issues have been identified relating to the recorded speed limit of the road where collisions occurred. This is explained in more detail at the beginning of the **Police recorded road collisions: 2023 statistical bulletin** (<https://www.gov.wales/police-recorded-road-collisions-2023>) and in the data **quality report** (<https://www.gov.wales/road-casualties-quality-report>).

This document was downloaded from GOV.WALES and may not be the latest version.

Go to <https://www.gov.wales/police-recorded-road-collisions-july-september-2024-provisional-html> for the latest version.

Get **information on copyright** (<https://www.gov.wales/copyright-statement>).

# Contact details

Statistician: Oscar Carrel

Email: [stats.transport@gov.wales](mailto:stats.transport@gov.wales)

(<https://www.gov.walesmailto:stats.transport@gov.wales>)

Media: 0300 025 8099



**This document may not be fully accessible.**

For more information refer to our [accessibility statement](https://www.gov.wales/accessibility-statement-govwales) (<https://www.gov.wales/accessibility-statement-govwales>).

**This document was downloaded from GOV.WALES and may not be the latest version.**

Go to <https://www.gov.wales/police-recorded-road-collisions-july-september-2024-provisional-html> for the latest version.

Get [information on copyright](https://www.gov.wales/copyright-statement) (<https://www.gov.wales/copyright-statement>).