



Llywodraeth Cymru  
Welsh Government

PUBLICATION, DOCUMENT

# Social housing vacancies, lettings and arrears: April 2022 to March 2023

Information on the number of housing units that were empty, rented to tenants and tenancies in rent arrears for April 2022 to March 2023.

**First published:** 25 July 2024

**Last updated:** 25 July 2024

**This document was downloaded from GOV.WALES and may not be the latest version.**

Go to <https://www.gov.wales/social-housing-vacancies-lettings-and-arrears-april-2022-march-2023.html> for the latest version.

Get [information on copyright](#).

# Contents

[Introduction](#)

[Main points](#)

[Social housing units in Wales](#)

[Social housing vacancies as at 31 March](#)

[Housing stock at social rents: let and lettings](#)

[Social housing rent arrears as at 31 March](#)

[Glossary](#)

[Quality and methodology information](#)

[Footnotes](#)

[Contact details](#)

**This document was downloaded from GOV.WALES and may not be the latest version.**

Go to <https://www.gov.wales/social-housing-vacancies-lettings-and-arrears-april-2022-march-2023-html> for the latest version.

Get [information on copyright](#).

# Introduction

This release presents information about the number of social housing units that were empty (vacancies), the number of housing units rented to tenants (lettings) and the number of social housing tenants who were in rent arrears during April 2022 to March 2023. The information is used to assess: the effectiveness of social landlords in managing their stock; gauge turnover rates for social housing; and monitor the number of social housing tenants in debt across Wales.

Social housing refers to housing units (including bedsits and bed spaces) owned by and rented from social landlords (local authorities and Registered Social Landlords (RSLs)). The data used in this release is provided by the social landlords.

## Main points

- At 31 March 2023, there were 4,897 vacant social housing units (2% of total social housing stock). This was a 2% increase from 31 March 2022 and the second highest total since 2009.
- At 31 March 2023, 1,533 units (31% of all vacancies) had been vacant for 6 months or more, a decrease of 14% from 31 March 2022. 351 of these units were available for letting.
- There were 17,762 new lettings during 2022-23. This is a decrease of 6% on 2021-22. Of these, 43% were housed from waiting lists, 33% through priority lettings to the homeless and 23% via transfers or exchanges.
- At 31 March 2023, 101,385 (43%) of social housing tenancies were in rent arrears. This was an increase of 5% from 31 March 2022 and the highest figure to date. Around 4% of all tenancies had been in rent arrears for 13 weeks or more.

**This document was downloaded from GOV.WALES and may not be the latest version.**

Go to <https://www.gov.wales/social-housing-vacancies-lettings-and-arrears-april-2022-march-2023.html> for the latest version.

Get [information on copyright](#).

# Social housing units in Wales

At 31 March 2023 there were a total of 238,966 social housing units in Wales. Of these, 95% (227,174) were self-contained general need or sheltered housing units which were rented from Welsh social landlords at social rents (as regulated by the Welsh Government Rent and Service Charge Standard). The remaining 5% (11,792) were social housing units not covered by the Welsh Government Social Rent Policy but still classed as social housing (e.g. 'extra care' or supported housing units).

RSLs owned 63% (150,437 units) of all social housing units at 31 March 2023 and the 11 stock retaining authorities owned the remaining 37% (88,529 units).

[Detailed data sets for social housing stock can be found on StatsWales.](#)

## Social housing vacancies as at 31 March

There may be a number of reasons why the housing units are vacant, and why some of these are not available for letting, such as awaiting sale, demolition or undergoing improvements and repair.

The 4,897 vacant units at 31 March 2023 were an increase of 2% on 31 March 2022, and represents 2% of all social housing stock.

This document was downloaded from GOV.WALES and may not be the latest version.

Go to <https://www.gov.wales/social-housing-vacancies-lettings-and-arrears-april-2022-march-2023.html> for the latest version.

Get [information on copyright](#).

**Table 1a: Social landlord vacancies, by local authority, as at 31 March [Note 1] [Note 2] [Note 3]**

Year	Total social housing stock	Total vacancies	Percentage (%) of stock vacant
2021	87,559	2,390	2.7
2022	87,927	2,183	2.5
2023	88,529	2,155	2.4

**Table 1b: Social landlord vacancies, by RSL, as at 31 March [Note 1] [Note 2] [Note 3]**

Year	Total social housing stock	Total vacancies	Percentage (%) of stock vacant
2021	147,840	2,856	1.9
2022	149,446 (r)	2,641 (r)	1.8
2023	150,437	2,742	1.8

This document was downloaded from GOV.WALES and may not be the latest version.

Go to <https://www.gov.wales/social-housing-vacancies-lettings-and-arrears-april-2022-march-2023-html> for the latest version.

Get [information on copyright](#).

## Table 1c: Social landlord vacancies, by all social landlords, as at 31 March [Note 1] [Note 2] [Note 3]

Year	Total social housing stock	Total vacancies	Percentage (%) of stock vacant
2021	235,399	5,246	2.2
2022	237,373 (r)	4,824 (r)	2.0
2023	238,966	4,897	2.0

Description of Table 1a, Table 1b, Table 1c: Tables showing that the percentage of stock vacant has remained fairly constant since 31 March 2021.

Source: Annual social landlord stock and vacancies returns, Housing Revenue Account Subsidy (HRAS)

[Note 1] As a percentage of total social housing stock.

[Note 2] For 2021 one local authority (Flintshire) was unable to submit data on vacancies. Therefore, information provided by Flintshire for 2019 has been used to calculate a Wales total.

[Note 3] For 2023 one RSL (Bron Afon) was unable to submit data on vacancies. Therefore, information provided by Bron Afon for 2022 has been used to calculate a Wales total.

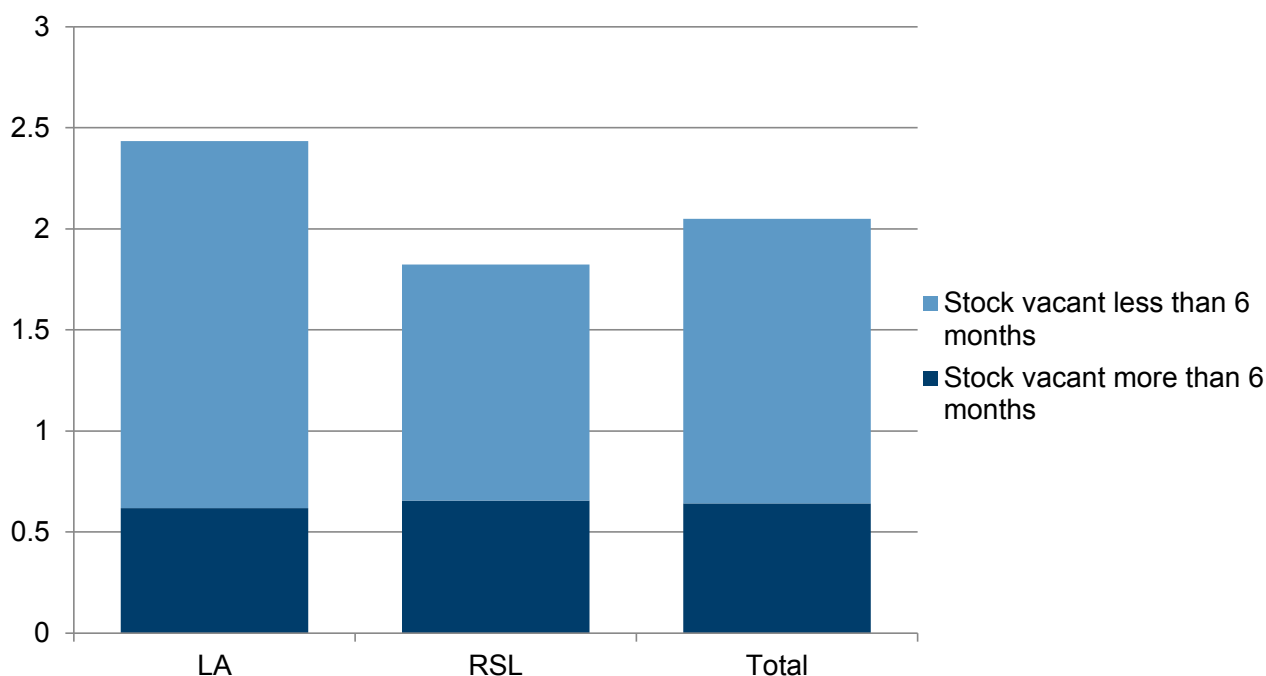
(r) Revisions have been noted by 6 RSLs within Wales

Between 31 March 2022 and 31 March 2023, the number of units empty for 6 months or more decreased by 14% to 1,533. These units accounted for less

than 1% of all social housing stock as at 31 March 2023, the same as the previous year.

At 31 March 2023 the proportion of vacant units for both local authorities and RSLs was around 2%, with both having around 1% of their stock vacant for 6 months or more.

**Figure 1: Percentage of social housing stock vacant by length of vacancy at 31 March 2023 [Note 1] [Note 2]**



Description of Figure 1: A stacked bar graph showing the percentage of vacant stock in both LA and RSL properties in Wales.

Source: Annual social landlord stock and vacancies returns, Housing Revenue Account Subsidy (HRAS)

## Vacancies by year, provider type, duration and availability (StatsWales)

[Note 1] As a percentage of total social housing stock.

[Note 2] For 2023 one RSL (Bron Afon) was unable to submit data on vacancies. Therefore, information provided by Bron Afon for 2022 has been used to calculate a Wales total.

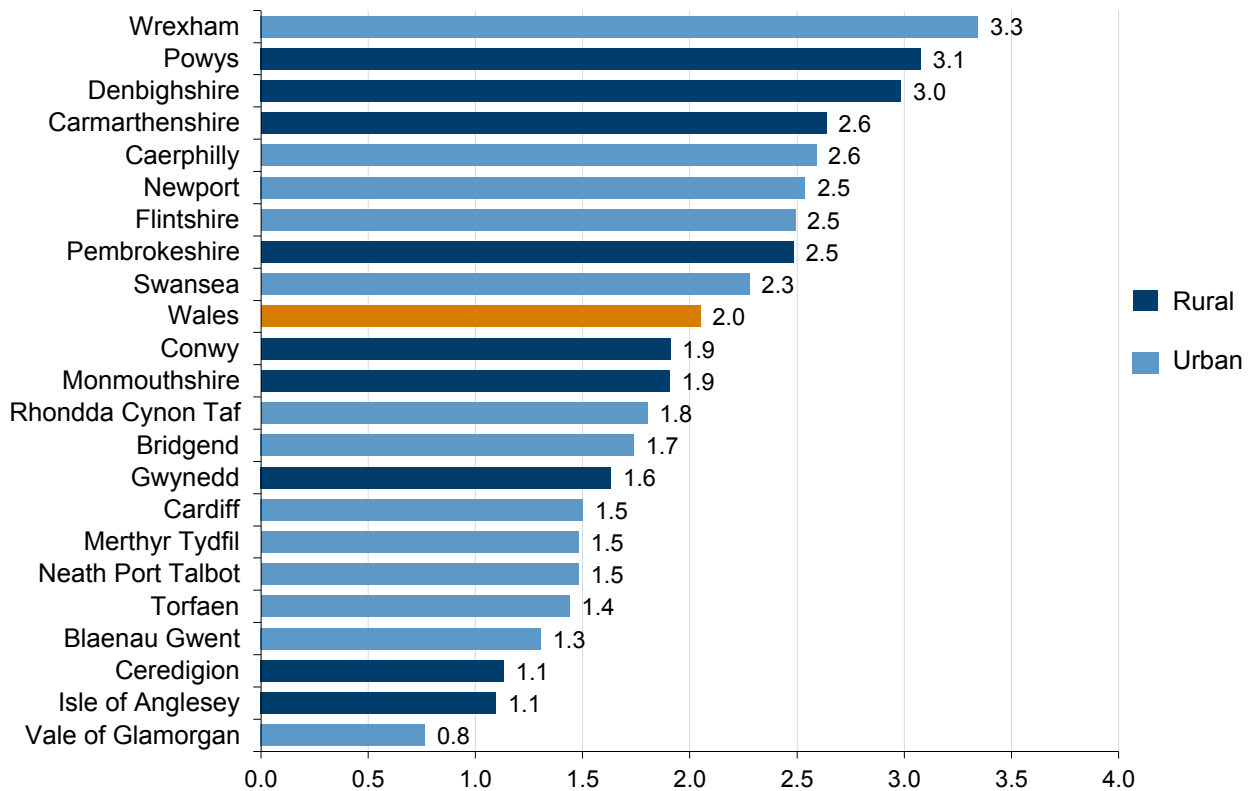
The percentage of vacant social housing units as at 31 March 2023 varied across Wales, ranging from over 3% in Denbighshire, Powys and Wrexham to under 1% in The Vale of Glamorgan. There was no particular pattern associated with rural or urban authorities.

Of the 11 local authorities who transferred their stock to registered social landlords, Newport was the only transfer authority that had vacancy levels above the Wales average.

Further details, including a list of the large-scale voluntary transfers of local authority stock and dates of transfer to registered social landlords, are found in the [quality report](#).



**Figure 2: Percentage of social housing stock vacant at 31 March 2023, by local authority**



Description of Figure 2: A bar graph showing that the percentage of social housing stock vacant by local authority varies from under 1% to over 3% in Wales.

Source: Annual social housing stock and vacancies returns

## Vacant social housing available for letting

Not all stock that was vacant at 31 March 2023 was available for letting.

This document was downloaded from GOV.WALES and may not be the latest version.

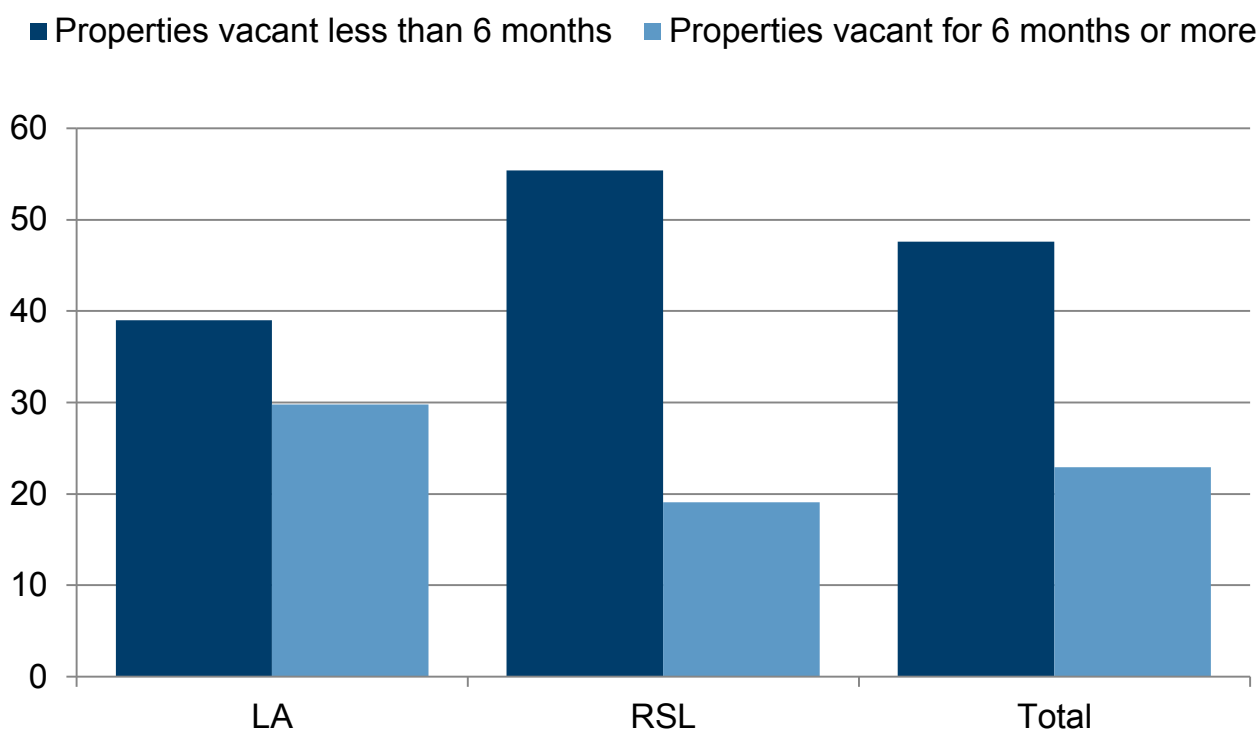
Go to <https://www.gov.wales/social-housing-vacancies-lettings-and-arrears-april-2022-march-2023.html> for the latest version.

Get [information on copyright](#).

Reasons why social housing stock may not be available for letting include the housing units undergoing or awaiting improvements, or awaiting sale or demolition.

The percentage of vacant social housing stock which is available for letting has generally been decreasing annually since 31 March 2013 when it accounted for 59%. At 31 March 2023, 40% of all vacant social housing was available for letting, though across Wales this varied between 91% in Torfaen to 6% in Pembrokeshire.

**Figure 3: Percentage of vacant social housing stock available for letting at 31 March 2023**



Description of Figure 3: A bar graph showing the percentage of vacant social housing stock available for letting, broken down by properties vacant for less than 6 months and for 6 months or more.

This document was downloaded from GOV.WALES and may not be the latest version.

Go to <https://www.gov.wales/social-housing-vacancies-lettings-and-arrears-april-2022-march-2023.html> for the latest version.

Get [information on copyright](#).

Source: Annual social housing stock and vacancies returns

At 31 March 2023, 48% of all social housing units that had been vacant for less than 6 months were available for letting (1,600 units). 55% of RSL units that had been vacant for less than 6 months were available for letting compared with 39% of local authority units.

At 31 March 2023, 23% of social housing units vacant for 6 months or more were available for letting (351 units). The percentage available for letting was higher for local authority properties at 30% than for RSL properties at 19%.

At a local authority level, the number of social housing units vacant for 6 months or more can be relatively small so the percentage available for letting can vary considerably depending on local circumstances.

**A detailed data set for vacant social housing available for letting by local authority can be found on StatsWales.**

## Housing stock at social rents: let and lettings

### Social housing stock let

A total of 234,069 social housing units were let at 31 March 2023, which is 98% of all social housing stock. The number of RSL social housing units let increased by 1% from 2022 to 147,695 units, the same percentage as local authority lets (86,374 units). The percentage of stock let was the same for RSLs as it was for local authorities (98%).

**This document was downloaded from GOV.WALES and may not be the latest version.**

Go to <https://www.gov.wales/social-housing-vacancies-lettings-and-arrears-april-2022-march-2023.html> for the latest version.

Get [information on copyright](#).

**Table 2a: Social housing stock let, by local authority, as at 1 April 2021 to 31 March 2023 [Note 1]**

Year	Total number of social housing stock	Total number of social housing stock let	Percentage (%) of social housing stock let
2021	87,559	85,169	97.3
2022	87,927	85,744	97.5
2023	88,529	86,374	97.6

**Table 2b: Social housing stock let, by RSL, as at 1 April 2021 to 31 March 2023 [Note 1]**

Year	Total number of social housing stock	Total number of social housing stock let	Percentage (%) of social housing stock let
2021	147,840	144,984	98.1
2022	149,446 (r)	146,805	98.2
2023	150,437	147,695	98.2

This document was downloaded from GOV.WALES and may not be the latest version.

Go to <https://www.gov.wales/social-housing-vacancies-lettings-and-arrears-april-2022-march-2023.html> for the latest version.

Get [information on copyright](#).

## Table 2c: Social housing stock let, by all social landlords, as at 1 April 2021 to 31 March 2023 [Note 1]

Year	Total number of social housing stock	Total number of social housing stock let	Percentage (%) of social housing stock let
2021	235,399	230,153	97.8
2022	237,373 (r)	232,549	98.0
2023	238,966	234,069	98.0

Description of Table 2a, Table 2b, Table 2c: Tables showing that the percentage of social housing stock let has remained fairly constant since 2021.

Source: Annual social housing stock and vacancies returns

[Note 1] For 2023 one RSL (Bron Afon) was unable to submit data on lettings. Therefore, information provided by Bron Afon for 2022 has been used to calculate a Wales total.

(r) Revisions have been noted by 6 RSLs within Wales.

## Social housing lettings

New lettings <sup>[footnote 1]</sup> of social housing stock decreased by 6% during 2022-23, to 17,762 lettings. There were 7,709 lettings via the housing waiting list <sup>[footnote 2]</sup>, a decrease of 21% from 2021-22. This is the first year where 'Housed from waiting list' accounted for fewer than half of new lettings.

This document was downloaded from GOV.WALES and may not be the latest version.

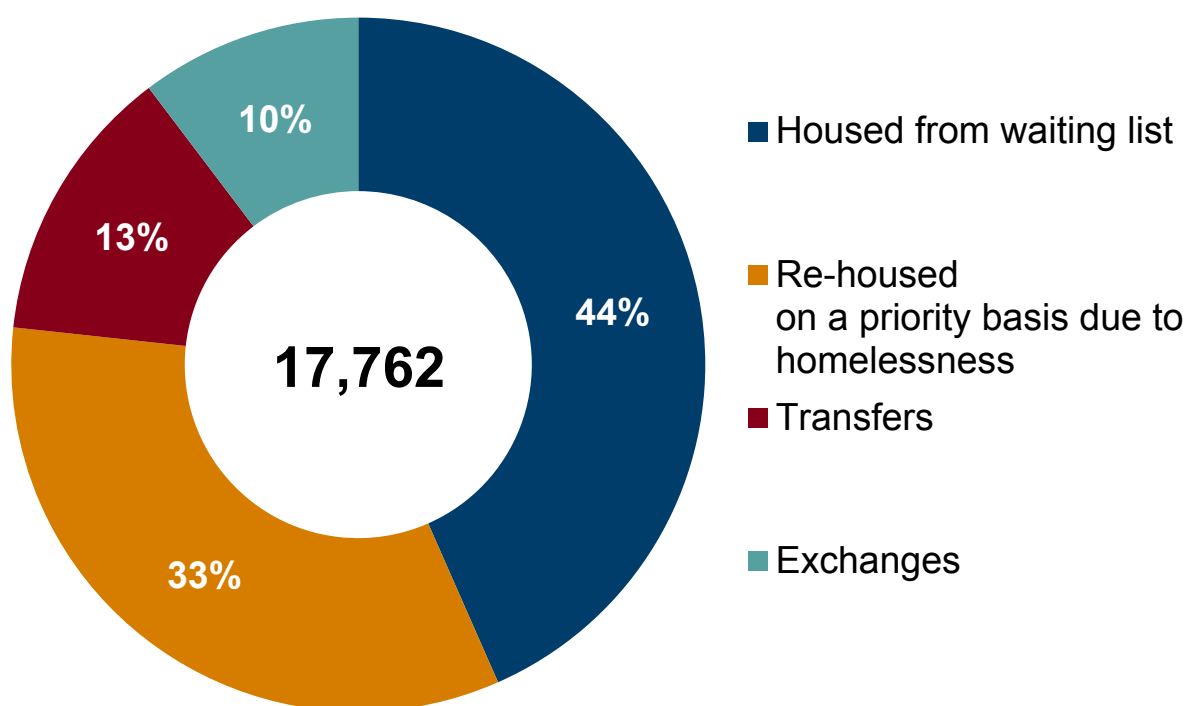
Go to <https://www.gov.wales/social-housing-vacancies-lettings-and-arrears-april-2022-march-2023.html> for the latest version.

Get [information on copyright](#).

In 2022-23, there were 5,917 lettings for households re-housed on a priority basis due to homelessness (up by 30% on 2021-22 and the highest figure to date). This represented 33% of all lettings in 2022-23.

During 2022-23, there were a total of 4,136 transfers and exchanges, where existing tenants transfer within a social landlord's stock (transfer) or moves from another social landlord's stock (exchange), accounting for 23% of all lettings. Compared to 2021-22 the number of transfers decreased by 18% while the number of exchanges increased by under 1%.

**Figure 4: Social housing lettings during the financial year, 1 April 2022 to 31 March 2023 [Note 1]**



Description of Figure 4: A donut chart showing that just under half of social housing lettings in 2022-23 were housed from waiting list, followed by re-housed on a priority basis due to homelessness.

This document was downloaded from GOV.WALES and may not be the latest version.

Go to <https://www.gov.wales/social-housing-vacancies-lettings-and-arrears-april-2022-march-2023.html> for the latest version.

Get [information on copyright](#).

Source: Annual social landlord stock and lettings returns

## Number of lettings by year and letting type (StatsWales)

[Note 1] Housed from the waiting list includes: Lettings from a landlord's or another waiting list; non-priority homeless; lettings resulting from a nomination from another landlord; and lettings resulting from resettlement/move-on strategies or disabled registers.

For 5 of the 22 local authorities, the majority of lettings during 2022-23 were made to those housed from waiting lists with the highest proportion being 70% in Blaenau Gwent. The lowest proportion of these lettings was 18% in Bridgend.

During 2022-23, Bridgend had the highest proportion of priority lettings due to homelessness at 51%, followed by Swansea and Carmarthenshire at 49%, Pembrokeshire at 47% and Conwy at 46%. Bridgend reported rates of households assessed as homeless above the Wales average of 91.0 cases per 10,000 households during 2022-23. However, it is possible that households accepted as homeless or threatened with homelessness may not be re-housed on a priority basis in the same year, due to the timing of processes or households initially being placed in temporary accommodation. The lowest proportion of priority lettings due to homelessness was in Isle of Anglesey and Torfaen (17%).

The highest proportion of lettings through transfers and exchanges was 32% in Cardiff, followed by 31% in Bridgend and 30% in Pembrokeshire and Wrexham, whilst the lowest proportion of lettings through transfers and exchanges was in Blaenau Gwent at 12%, followed by Powys at 14%.

Exchanges accounted for 17% of all lettings for 5 local authorities (Bridgend, Vale of Glamorgan, Cardiff, Merthyr Tydfil and Monmouthshire). Wrexham had the highest percentage of transfers accounting for 26% of all lettings during the year followed by Flintshire at 20%.

**This document was downloaded from GOV.WALES and may not be the latest version.**

Go to <https://www.gov.wales/social-housing-vacancies-lettings-and-arrears-april-2022-march-2023.html> for the latest version.

Get [information on copyright](#).

Looking at the number of lettings per 100 units of stock at social rent gives an indication of the turnover rate for social rented stock (general needs and sheltered housing) <sup>[footnote 3]</sup>. The letting rate for Wales was 7.8 per 100 units of stock at social rents during 2022-23, a decrease from a rate of 8.4 in 2021-22.

At the local authority level, Cardiff had the highest number of lettings (1,853) in 2022-23, but the highest number of lettings per 100 units of stock at social rent was in Torfaen at 10.9.

Ceredigion had the lowest number of lettings during 2022-23 (314), whilst Newport had the lowest number of lettings per 100 units of all stock at social rents at 6.2. In 13 of the 22 local authorities, the number of lettings per 100 units of stock at social rent (general needs and sheltered) was at, or above the Wales average and there was no clear distinction between the urban and rural authorities.

**[A full data set for social housing lettings by local authority is available on StatsWales.](#)**

## **Social housing rent arrears as at 31 March**

A tenancy is in rent arrears when they have failed to pay the rent due at the appropriate time. As this relates to tenancy agreement it is not a count of social housing tenants living in poverty. At 31 March 2023, there were 101,385 tenancies in arrears, accounting for 43% of all social housing tenancies. This was an increase of 4,887 tenancies (5%) on the 96,498 tenancies in arrears at 31 March 2022. Figures have increased significantly since the COVID-19 pandemic and this year's figure is the highest recorded. In their data returns, a number of social landlords cited recent welfare reforms and in particular the roll out of Universal Credit as having an impact on the level of rent arrears, as well as the cost-of-living crisis seen nationally also having a contributory affect.

**This document was downloaded from GOV.WALES and may not be the latest version.**

Go to <https://www.gov.wales/social-housing-vacancies-lettings-and-arrears-april-2022-march-2023.html> for the latest version.

Get [information on copyright](#).



**Table 3a: Number of social housing tenancies in rent arrears, by local authority, at 31 March 2021 to 31 March 2023 [Note 1] [Note 2]**

Year	2021	2022	2023
Number of tenancies	85,169	85,744	86,374
Tenancies in rent arrears	31,301	33,526	34,698
Percentage of tenancies in rent arrears	36.8	39.1	40.2

**Table 3b: Number of social housing tenancies in rent arrears, by RSL, at 31 March 2021 to 31 March 2023 [Note 1] [Note 2]**

Year	2021	2022	2023
Number of tenancies	144,984	146,805	147,695
Tenancies in rent arrears	59,239	62,972 (r)	66,687
Percentage of tenancies in rent arrears	40.9	42.9 (r)	45.2

This document was downloaded from GOV.WALES and may not be the latest version.

Go to <https://www.gov.wales/social-housing-vacancies-lettings-and-arrears-april-2022-march-2023.html> for the latest version.

Get [information on copyright](#).

### Table 3c: Number of social housing tenancies in rent arrears, by all social housing, at 31 March 2021 to 31 March 2023 [Note 1] [Note 2]

Year	2021	2022	2023
Number of tenancies	230,153	232,549	234,069
Tenancies in rent arrears	90,540	96,498 (r)	101,385
Percentage of tenancies in rent arrears	39.3	41.5 (r)	43.3

Description of Table 3a, Table 3b, Table 3c: Tables showing the percentage of social housing tenancies in rent arrears has increased each year between 2021 and 2023.

Source: Annual social housing stock and vacancies returns

[Note 1] The total number of tenancies is calculated as total social housing stock minus vacant units at 31 March.

[Note 2] For 2023 one RSL (Bron Afon) was unable to submit data on lettings. Therefore, information provided by Bron Afon for 2022 has been used to calculate a Wales total.

(r) Revisions have been noted by 6 RSLs within Wales.

The proportion of tenancies in rent arrears was higher for RSL tenants (45%) than for local authority tenants (40%).

At 31 March 2023, 66,687 RSL tenants were in rent arrears, an increase of 6% compared to 2022. The number of local authority tenants in rent arrears at 31

March 2023 was also up by 3% on the previous year to 34,698.

Across Wales, the highest percentage of social housing tenancies in arrears was seen in Merthyr Tydfil (62%) and the lowest in Wrexham and Bridgend (30%). There was considerable variation in the percentage of tenancies in arrears amongst both the rural and urban authorities with 11 authorities recording arrears at, or above the Wales average of 43%. In 2023, urban areas generally saw a larger number of tenancies in rent arrears than rural areas.

## Length of time of rent arrears

At 31 March 2023, 40% of all social housing tenancies had been in arrears for less than 13 weeks and 4% had been in arrears for 13 weeks or more.

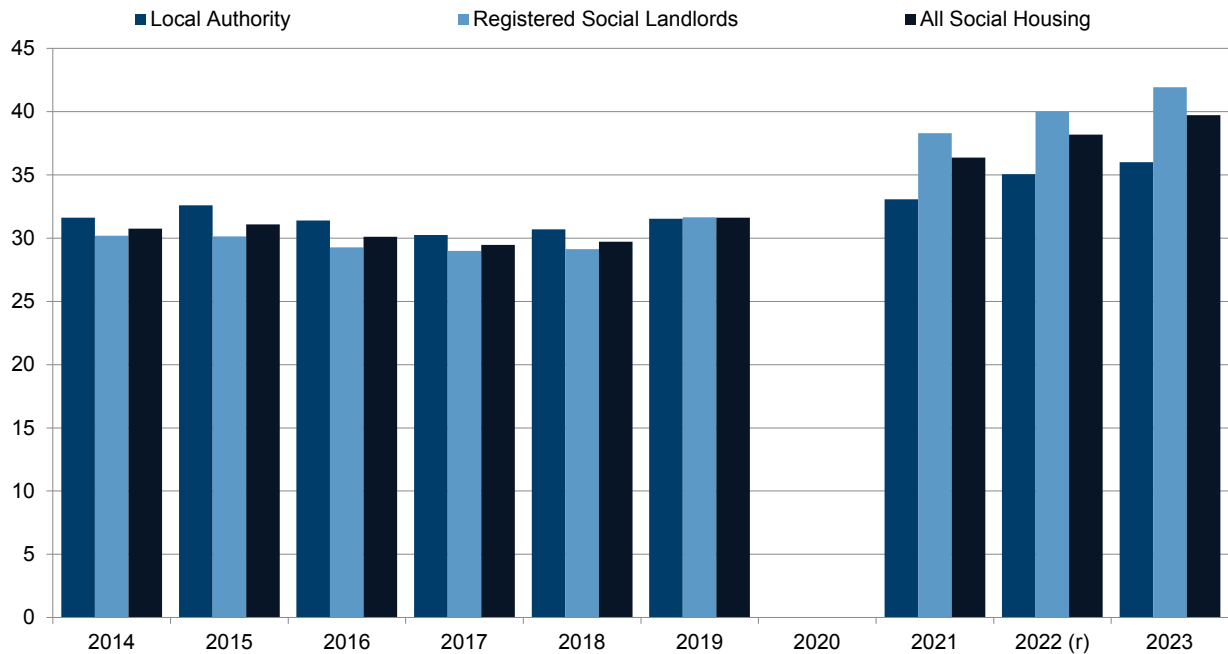
At 31 March 2023, as in previous years, there was a higher percentage of RSL tenancies in short term rent arrears (of less than 13 weeks) than local authority tenancies (36% compared to 42%). In 2023 the number of local authority tenancies in rent arrears of less than 13 weeks was 31,091 (3% higher than in 2022) and for RSLs it was 61,927 (5% higher than in 2022).

**This document was downloaded from GOV.WALES and may not be the latest version.**

Go to <https://www.gov.wales/social-housing-vacancies-lettings-and-arrears-april-2022-march-2023.html> for the latest version.

Get [information on copyright](#).

**Figure 5a: Percentage of all tenancies in rent arrears for less than 13 weeks as at 31 March 2014 to 2023 [Note 1] [Note 2] [Note 3] [Note 4]**



Description of Figure 5a: Bar graph showing that the percentage of tenancies in rent arrears for less than 13 weeks has increased steadily between 2018 and 2023 for both local authority and registered social landlord tenancies.

Source: Annual social housing stock and vacancies returns

Since 2016, the percentages of tenancies in longer term rent arrears (of 13 weeks or more) has been consistently lower for RSL tenancies than for local authority tenancies. At 31 March 2023, 4% of local authority tenancies had been in rent arrears for 13 weeks or more compared with 3% of RSL tenancies, the same proportions seen at 31 March 2022.

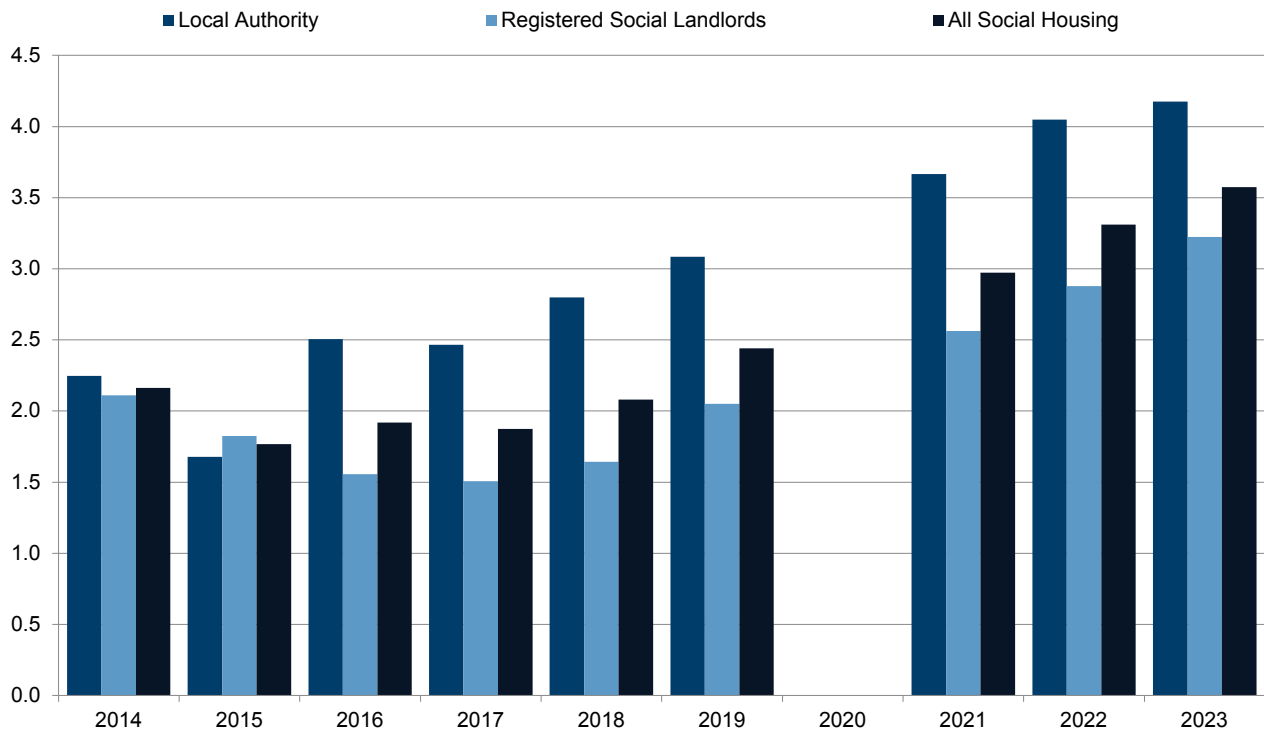
**Figure 5b: Percentage of all tenancies in rent arrears for 13 weeks or**

This document was downloaded from GOV.WALES and may not be the latest version.

Go to <https://www.gov.wales/social-housing-vacancies-lettings-and-arrears-april-2022-march-2023.html> for the latest version.

Get [information on copyright](#).

more as at 31 March 2014 to 2023 [Note 1] [Note 2] [Note 3] [Note 4]



Description of Figure 5b: Bar graph showing the percentage of tenancies in rent arrears for 13 weeks or more has increased steadily between 31 March 2017 and 31 March 2023 for both local authority and registered social landlord tenancies.

Source: Annual social housing stock and vacancies returns

[Note 1] As at 31 March each year.

[Note 2] Arrears are shown for tenancies in self-contained and non self-contained units only. Arrears data is not collected for intermediate tenures and tenures not at social rents.

[Note 3] The total number of tenancies is calculated as total stock minus vacant

This document was downloaded from GOV.WALES and may not be the latest version.

Go to <https://www.gov.wales/social-housing-vacancies-lettings-and-arrears-april-2022-march-2023.html> for the latest version.

Get [information on copyright](#).

dwellings. Total stock includes all self-contained and non self-contained units but excludes intermediate tenures and tenures not at social rents.

[Note 4] Data not collected for 2020 due to the impact of the COVID-19 pandemic.

(r) Revised.

Of the 101,385 social tenancies in Wales in rent arrears at 31 March 2023, the vast majority (92%) had been in arrears for less than 13 weeks, with 8,367 (8%) tenancies in arrears for 13 weeks or more.

Pembrokeshire recorded the highest proportion of tenancies in long term arrears (13 weeks or more) at 17% (630 tenancies) whilst Ceredigion had the lowest at 2% (34 tenancies).

**Table 4: Rent arrears at 31 March 2023, by length of time and local authority [Note 1] [Note 2] [Note 3]**

Local authority	Total number of tenancies	Less than 13 weeks	13 weeks or more	Total tenancies in rent arrears
Isle of Anglesey	5,051	1,476	149	1,625
Gwynedd	8,731	2,454	223	2,677
Conwy	6,372	1,928	333	2,261
Denbighshire	5,750	1,671	252	1,923

This document was downloaded from GOV.WALES and may not be the latest version.

Go to <https://www.gov.wales/social-housing-vacancies-lettings-and-arrears-april-2022-march-2023.html> for the latest version.

Get [information on copyright](#).

<b>Local authority</b>	<b>Total number of tenancies</b>	<b>Less than 13 weeks</b>	<b>13 weeks or more</b>	<b>Total tenancies in rent arrears</b>
<b>Flintshire</b>	10,176	3,102	669	3,771
<b>Wrexham</b>	13,030	3,730	227	3,957
<b>Powys</b>	8,629	2,571	137	2,708
<b>Ceredigion</b>	3,491	1,411	34	1,445
<b>Pembrokeshire</b>	8,517	3,161	630	3,791
<b>Carmarthenshire</b>	12,478	3,899	386	4,285
<b>Swansea</b>	21,700	9,482	991	10,473
<b>Neath Port Talbot</b>	12,560	5,298	376	5,674
<b>Bridgend</b>	9,156	2,571	211	2,782
<b>Vale of Glamorgan</b>	7,775	2,836	250	3,086
<b>Cardiff</b>	27,018	12,035	746	12,781
<b>Rhondda Cynon Taf</b>	15,909	7,726	408	8,134

This document was downloaded from GOV.WALES and may not be the latest version.

Go to <https://www.gov.wales/social-housing-vacancies-lettings-and-arrears-april-2022-march-2023.html> for the latest version.

Get [information on copyright](#).

Local authority	Total number of tenancies	Less than 13 weeks	13 weeks or more	Total tenancies in rent arrears
Merthyr Tydfil	5,780	3,449	161	3,610
Caerphilly	14,822	6,414	869	7,283
Blaenau Gwent	7,788	3,720	181	3,901
Torfaen	10,201	4,728	268	4,996
Monmouthshire	5,661	2,294	122	2,416
Newport	13,474	7,062	744	7,806
Wales	234,069	93,018	8,367	101,385

Description of Table 4: A table showing that the number of tenancies in rent arrears varied greatly across Wales at 31 March 2023.

Source: Annual social housing stock and vacancies returns

### Tenancies in arrears at 31 March by local authority area and duration (StatsWales)

[Note 1] Arrears are shown for tenancies in self-contained and non-self-contained units only. Arrears data is not collected for intermediate tenures and tenures not at social rents

[Note 2] The total number of tenancies is calculated as total stock minus vacant

This document was downloaded from GOV.WALES and may not be the latest version.

Go to <https://www.gov.wales/social-housing-vacancies-lettings-and-arrears-april-2022-march-2023.html> for the latest version.

Get [information on copyright](#).



units at 31 March 2023. Total stock includes all self-contained and non-self-contained units but excludes intermediate tenures and tenures not at social rents.

[Note 3] For 2023 one RSL (Bron Afon) was unable to submit data on arrears. Therefore, information provided by Bron Afon for 2022 has been used to calculate a Wales total.

## Glossary

### Exchanges

Lettings through exchanges involve units let to tenants of other social landlords through mutual exchanges during the financial year; and existing tenants enabled to move within the local authority's stock through mutual exchange agreements during the financial year.

### Housed from the waiting list

This includes lettings from waiting lists, lettings to non-priority homeless, lettings resulting from a nomination from another landlord and lettings resulting from resettlement/move-on strategies or disabled registers.

### New-let

A new-let is the letting of a dwelling that comes under registered social landlord or local authority management for the first time and will include newly built dwellings.

**This document was downloaded from GOV.WALES and may not be the latest version.**

Go to <https://www.gov.wales/social-housing-vacancies-lettings-and-arrears-april-2022-march-2023.html> for the latest version.

Get [information on copyright](#).

## Re-let

A re-let is the lettings of an existing registered social landlord or local authority managed dwelling but does not include the renewal of a tenancy.

## Tenancies

Tenancies refer to the tenancy agreements between an individual (or individuals in the case of joint tenancies) and the social landlord. The number of tenancies only includes the tenancy agreement for each individual social housing unit and not all social housing tenants living in that property.

The total number of tenancies shown in this release is calculated as total stock minus vacant dwellings at 31 March. Total stock includes all self-contained and non self-contained units but excludes intermediate tenures and tenures not at social rents.

## Transfers

Lettings through transfers involve tenants transferring within the organisation's stock, i.e. where an existing tenant is transferred to another tenancy under the organisation's policy for transfers.

**This document was downloaded from GOV.WALES and may not be the latest version.**

Go to <https://www.gov.wales/social-housing-vacancies-lettings-and-arrears-april-2022-march-2023-html> for the latest version.

Get [information on copyright](#).

# Quality and methodology information

## Footnotes

[1] New lettings include lettings to new tenants, re-lets, transfers and exchanges.

[2] Includes lettings from a landlord's or another waiting list; non-priority homeless; lettings resulting from a nomination from another landlord; and lettings resulting from resettlement/move-on strategies or disabled registers.

[3] Lettings information includes only general needs and sheltered housing units let by social landlords at social rent under the under the **Welsh Government Social Rents Policy framework**. The rate of lettings per 100 units of stock is based on general needs and sheltered stock only.

Detailed information on data quality and methodology can be found in the **quality report**.

## Official statistics status

All official statistics should show the standards of the **Code of Practice for Statistics (UK Statistics Authority)**.

These are accredited official statistics. They were independently reviewed by the Office for Statistics Regulation in July 2012. They comply with the standards of trustworthiness, quality and value in the Code of Practice for Statistics.

It is Welsh Government's responsibility to maintain compliance with the standards expected of accreditation. If we become concerned about whether

This document was downloaded from GOV.WALES and may not be the latest version.

Go to <https://www.gov.wales/social-housing-vacancies-lettings-and-arrears-april-2022-march-2023.html> for the latest version.

Get [information on copyright](#).

these statistics are still meeting the appropriate standards, we will discuss any concerns with OSR promptly. Accreditation can be cancelled or suspended at any point when the highest standards are not maintained, and reinstated when standards are restored.

Accredited official statistics are called National Statistics in the Statistics and Registration Service Act 2007.

## Statement of compliance with the Code of Practice for Statistics

Our statistical practice is regulated by the Office for Statistics Regulation (OSR). OSR sets the standards of trustworthiness, quality and value in the Code of Practice for Statistics that all producers of official statistics should adhere to.

All of our statistics are produced and published in accordance with a number of statements and protocols to enhance trustworthiness, quality and value. These are set out in the Welsh Government's [Statement of Compliance](#).

These [accredited official statistics \(OSR\)](#) demonstrate the standards expected around trustworthiness, quality and public value in the following ways.

### Trustworthiness

This data is collected directly from local authorities and Registered Social Landlords who have all the records of what units are vacant, who properties have been let to and how many are in arrears.

This document was downloaded from GOV.WALES and may not be the latest version.

Go to <https://www.gov.wales/social-housing-vacancies-lettings-and-arrears-april-2022-march-2023.html> for the latest version.

Get [information on copyright](#).

## Quality

The published figures provided are compiled by professional analysts using the latest available data and applying methods using their professional judgement and analytical skillset. Statistics published by Welsh Government adhere to the Statistical Quality Management Strategy which supplements the Quality pillar of the [Code of Practice for Statistics](#) and the European Statistical System principles of quality for statistical outputs.

Data for the Welsh Government Social Housing Vacancies, Lettings and Arrears Collection is collected by Welsh Government directly from local authorities and Registered Social Landlords. Both complete data collection forms based on data stored on their respective IT systems and return the completed forms to Welsh Government via its secure web data transfer system.

Validation checks are performed by Welsh Government statisticians and queries referred to local authorities and Registered Social Landlords where necessary. The statistical release is then drafted, signed off by senior statisticians and published in line with the statement on confidentiality and data access which is informed by the trustworthiness pillar contained in the [Code of Practice for Statistics](#).

## Value

The purpose of the statistical release is to provide evidence about the social housing landscape across Wales in terms of stock and rental income, for policy development, Ministerial advice and decision making and to inform the wider public. This statistical release also supports the Welsh Government's long-term plan for homelessness: [Homelessness Strategy](#) and the development of legislation in line with the [Programme for Government](#) commitment to reform housing law in relation to homelessness services.

This document was downloaded from GOV.WALES and may not be the latest version.

Go to <https://www.gov.wales/social-housing-vacancies-lettings-and-arrears-april-2022-march-2023.html> for the latest version.

Get [information on copyright](#).

You are welcome to contact us directly with any comments about how we meet these standards. Alternatively, you can contact OSR by emailing [regulation@statistics.gov.uk](mailto:regulation@statistics.gov.uk) or via the OSR website.

## Well-being of Future Generations Act (WFG)

The Well-being of Future Generations Act 2015 is about improving the social, economic, environmental and cultural wellbeing of Wales. The Act puts in place seven wellbeing goals for Wales. These are for a more equal, prosperous, resilient, healthier and globally responsible Wales, with cohesive communities and a vibrant culture and thriving Welsh language. Under section (10)(1) of the Act, the Welsh Ministers must (a) publish indicators (“national indicators”) that must be applied for the purpose of measuring progress towards the achievement of the wellbeing goals, and (b) lay a copy of the national indicators before Senedd Cymru. Under section 10(8) of the Well-being of Future Generations Act, where the Welsh Ministers revise the national indicators, they must as soon as reasonably practicable (a) publish the indicators as revised and (b) lay a copy of them before the Senedd. These national indicators were laid before the Senedd in 2021. The indicators laid on 14 December 2021 replace the set laid on 16 March 2016.

Information on the indicators, along with narratives for each of the wellbeing goals and associated technical information is available in the [Well-being of Wales report](#).

Further information on the [Well-being of Future Generations \(Wales\) Act 2015](#).

The statistics included in this release could also provide supporting narrative to the national indicators and be used by public services boards in relation to their local wellbeing assessments and local wellbeing plans.

This document was downloaded from GOV.WALES and may not be the latest version.

Go to <https://www.gov.wales/social-housing-vacancies-lettings-and-arrears-april-2022-march-2023.html> for the latest version.

Get [information on copyright](#).

# Contact details

Statistician: Craig Mcleod

Email: [stats.housing@gov.wales](mailto:stats.housing@gov.wales)

Media: 0300 025 8099

SFR 65/2024



**This document may not be fully accessible.**

For more information refer to our [accessibility statement](#).

**This document was downloaded from GOV.WALES and may not be the latest version.**

Go to <https://www.gov.wales/social-housing-vacancies-lettings-and-arrears-april-2022-march-2023-html> for the latest version.

Get [information on copyright](#).