



Llywodraeth Cymru
Welsh Government

STATISTICS, DOCUMENT

Discretionary assistance fund: July to September 2024

For the period July to September 2024, discretionary assistance fund statistics, analysed by age and local authority.

First published: 14 November 2024

Last updated: 14 November 2024

This document was downloaded from GOV.WALES and may not be the latest version.

Go to <https://www.gov.wales/discretionary-assistance-fund-july-september-2024-html> for the latest version.

Get [information on copyright](#).

Contents

[What is the discretionary assistance fund?](#)

[Main findings](#)

[Local authority](#)

[Age of recipient](#)

[Quality and methodology information](#)

[Contact details](#)

This document was downloaded from GOV.WALES and may not be the latest version.

Go to <https://www.gov.wales/discretionary-assistance-fund-july-september-2024-html> for the latest version.

Get [information on copyright](#).

What is the discretionary assistance fund?

The **Discretionary Assistance Fund (DAF)** is a program run by Welsh government which provides payments to people in an emergency or who need help to live independently. Payments are split into two types depending on which category they fall into:

- Emergency Assistance Payments (EAPs) help pay for essential costs, such as food, gas, electricity, clothing or emergency travel.
- Individual Assistance Payments (IAPs) help people live independently in their home or a property that they are moving into.

The most up-to-date data on the DAF, as well as additional monthly breakdowns, can be found on StatsWales. To help users interpret the data more information on data quality can be found in the **DAF quality report**.

Main findings

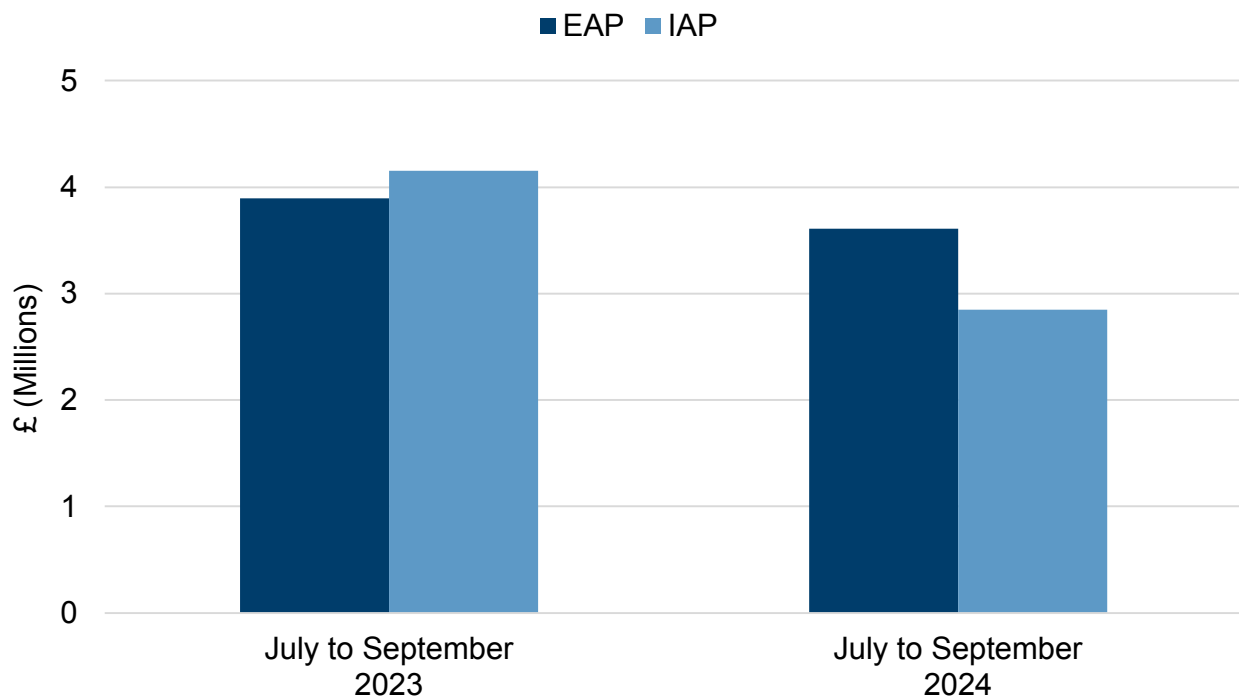
- Between July to September 2024 there were 48,200 payments with a total value of £6,459,000.
- 45,600 of these payments were EAPs with a value of £3,609,000.
- 2,600 of these payments were IAPs with a value of £2,851,000.
- The average (mean) value of an EAP was £79 and the average value of an IAP was £1,112.

This document was downloaded from GOV.WALES and may not be the latest version.

Go to <https://www.gov.wales/discretionary-assistance-fund-july-september-2024-html> for the latest version.

Get [information on copyright](#).

Figure 1: Value of Emergency Assistance Payments and Individual Assistance Payments for July to September in 2023 and 2024



Description of Figure 1: This bar chart shows the value of EAPs and IAPs in July to September 2023 and for the same period in 2024. There was 3.6 million pounds of EAPs in July to September 2024 a decrease of 0.3 million compared with the same period in 2023 and 2.9million pounds in IAPs, a decrease of 1.3 million.

Source: NEC Software Solutions UK data July to September 2024 (collected on behalf of Welsh Government).

The number and value of DAF payments, by month and quarter, on StatsWales.

This document was downloaded from GOV.WALES and may not be the latest version.

Go to <https://www.gov.wales/discretionary-assistance-fund-july-september-2024-html> for the latest version.

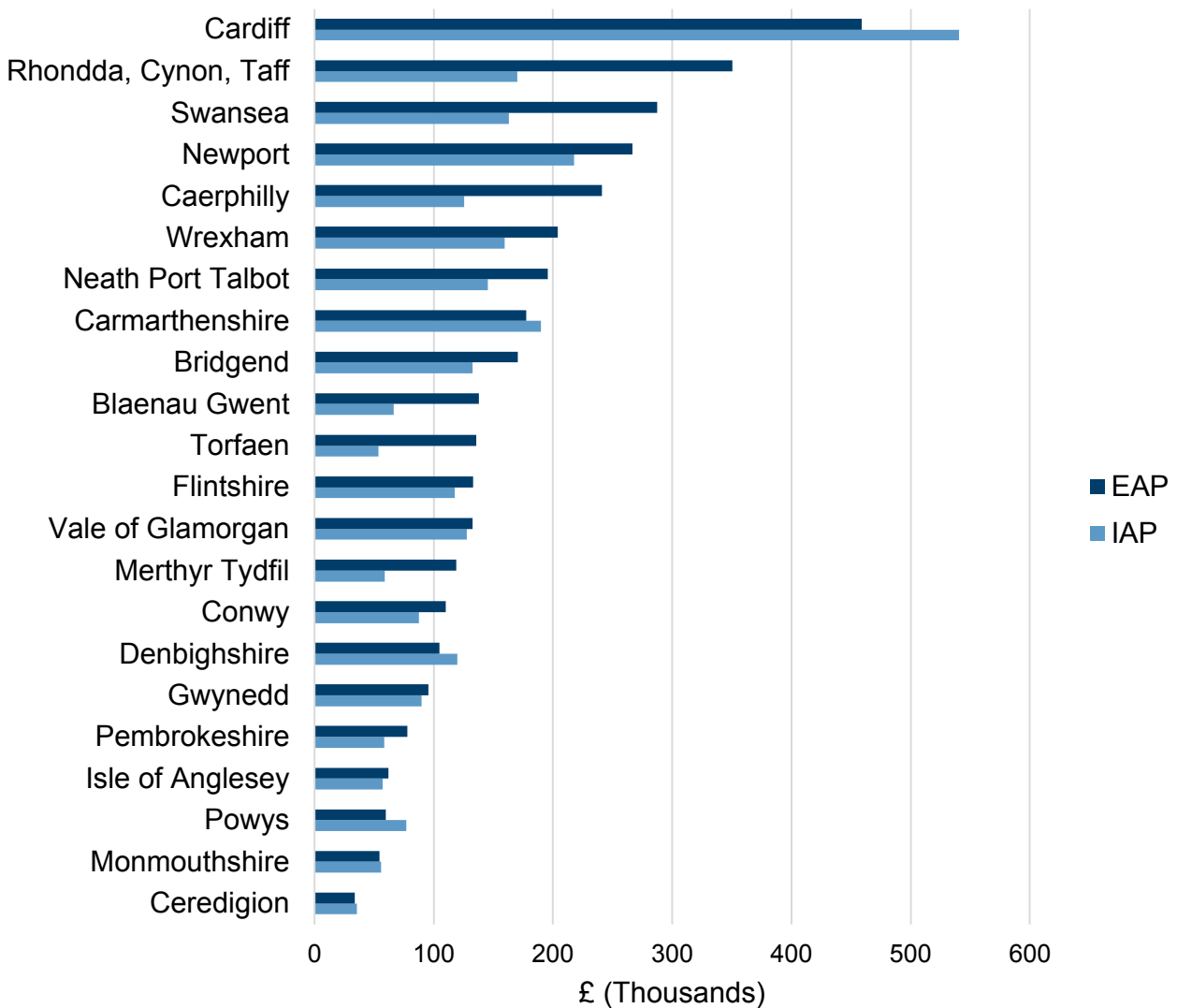
Get [information on copyright](#).

The differences in the total values of EAPs and IAPs between quarters was driven by a change in the number of payments. For EAPs there was a 7% decrease in the number of payments in July to September 2024 compared with the same period in 2023. For IAPs there was a 35% decrease.

EAP figures tend to be higher in winter and lower in summer so comparisons between seasons should be treated with caution. There is no clear picture on seasonal variation for IAPs. Further details can be found in the [DAF quality report](#).

Local authority

Figure 2: Value of Emergency Assistance Payments and Individual Assistance Payments in each local authority between July to September 2024



Description of Figure 2: This bar chart shows the total value of EAPs and IAPs

This document was downloaded from GOV.WALES and may not be the latest version.

Go to <https://www.gov.wales/discretionary-assistance-fund-july-september-2024-html> for the latest version.

Get [information on copyright](#).

paid in each local authority between July and September 2024. The total value of EAPs paid varied between £459,000 in Cardiff to £34,000 in Ceredigion. For IAPs the total value of payments varied from £541,000 in Cardiff to £35,000 in Ceredigion. Note that these results have not been adjusted for the difference in population between local authorities.

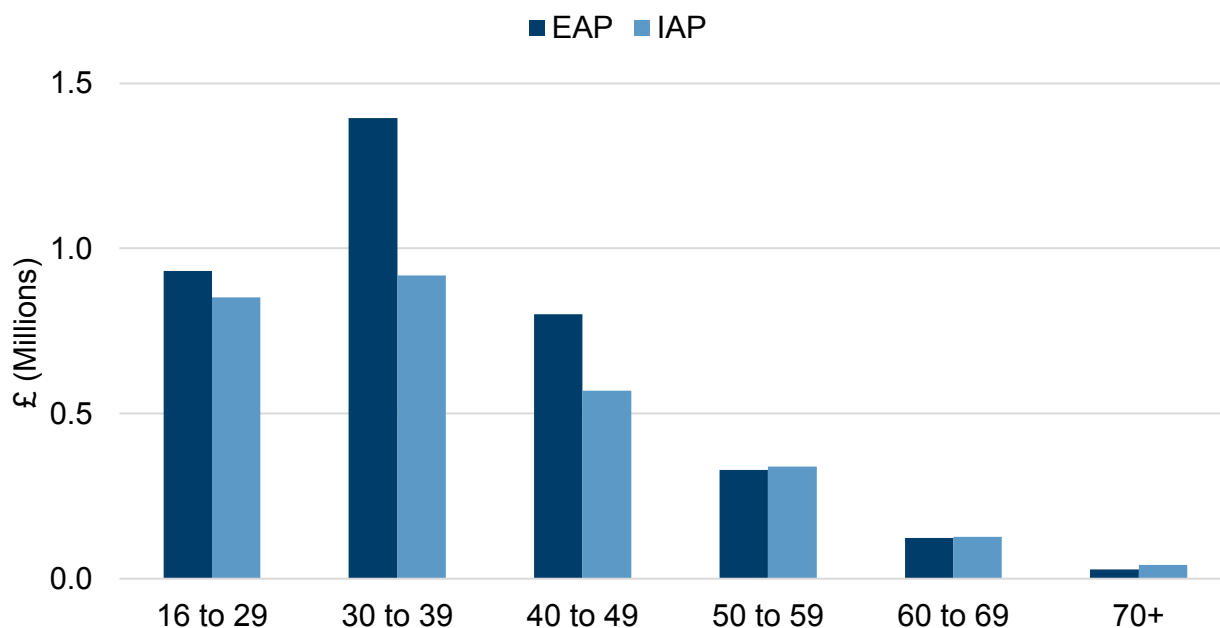
Source: NEC Software Solutions UK data July to September 2024 (collected on behalf of Welsh Government)

The number and value of payments, per month, for each local authority can be found on StatsWales.

The average value of a payment varied between £84 and £77 for all local authorities for EAPs and from £1,300 in Blaenau Gwent to £754 in Ceredigion for IAPs.

Age of recipient

Figure 3: Value of EAPs and IAPs by age group between July to September 2024



Description of Figure 3: This bar chart shows the value of EAPs and IAPs awarded by age group between July and September 2024. The 30 to 39 year old age group received the highest value of both EAPs and IAPs, with the 16 to 29 year age group the second highest. For older age groups the money received from both EAPs and IAPs decreased with age. Note that these results have not been adjusted for the difference in population between age groups.

Source: NEC Software Solutions UK data July to September 2024 (collected on behalf of Welsh Government).

The number and value of payments, per quarter and month, for each age group can be found on [StatsWales](#).

This document was downloaded from GOV.WALES and may not be the latest version.

Go to <https://www.gov.wales/discretionary-assistance-fund-july-september-2024-html> for the latest version.

Get [information on copyright](#).

Those aged 30 to 39 received, in total, £1,395,000 from EAPs and £918,000 from IAPs. Those in the 16 to 29 age group received £932,000 and £853,000 from EAPs and IAPs respectively and those aged 70 and over received £28,000 from EAPs and £42,000 from IAPs. Note that these results have not been adjusted for the difference in population between age groups.

For EAPs the value of the average payment varied between £87 for those aged 30 to 39 and £64 for those aged 60 to 69. For IAPs the value of the average payment varied between £1,203 for those aged 30 to 39 and £807 for those aged 60 to 69.

Quality and methodology information

The average EAP values are rounded to the nearest pound, average IAPs are rounded to the nearest 10 pounds and all other monetary values are rounded to the nearest 1,000 pounds. Number of payments are rounded to the nearest 100. The data presented in this report has not undergone the same level of quality assurance as official statistics and the data may be revised in future. Further information on what to keep in mind when interpreting these statistics can be found in the [quality report](#).

Contact details

Statistician: Richard Murphy
Email: stats.inclusion@gov.wales

Media: 0300 025 8099

SFR 104/2024

This document was downloaded from GOV.WALES and may not be the latest version.

Go to <https://www.gov.wales/discretionary-assistance-fund-july-september-2024-html> for the latest version.

Get [information on copyright](#).

This document may not be fully accessible.

For more information refer to our [accessibility statement](#).

This document was downloaded from GOV.WALES and may not be the latest version.

Go to <https://www.gov.wales/discretionary-assistance-fund-july-september-2024-html> for the latest version.

Get [information on copyright](#).