



Llywodraeth Cymru
Welsh Government

STATISTICS, DOCUMENT

Labour Market Overview: November 2024 (headline results)

Monthly data on employment, unemployment and economic inactivity.

First published: 12 November 2024

Last updated: 12 November 2024

This document was downloaded from GOV.WALES and may not be the latest version.

Go to <https://www.gov.wales/labour-market-overview-november-2024-headline-results-html> for the latest version.

Get [information on copyright](#).

Contents

Introduction

Monthly paid employees and earnings from Pay As You Earn Real Time Information

Headline labour market indicators from the Labour Force survey, 3 months to September 2024

Further information

Contact details

This document was downloaded from GOV.WALES and may not be the latest version.

Go to <https://www.gov.wales/labour-market-overview-november-2024-headline-results-html> for the latest version.

Get [information on copyright](#).

Introduction

This headline provides a summary of the latest key statistics relating to the Welsh labour market, and includes experimental statistics from HMRC's Pay As You Earn Real Time Information and data from the Labour Force Survey (LFS).

Monthly paid employees and earnings from Pay As You Earn Real Time Information

The Office for National Statistics (ONS) and HM Revenue & Customs (HMRC) publish data for Wales on payrolled employees, mean pay, aggregate pay and single month estimates for median pay.

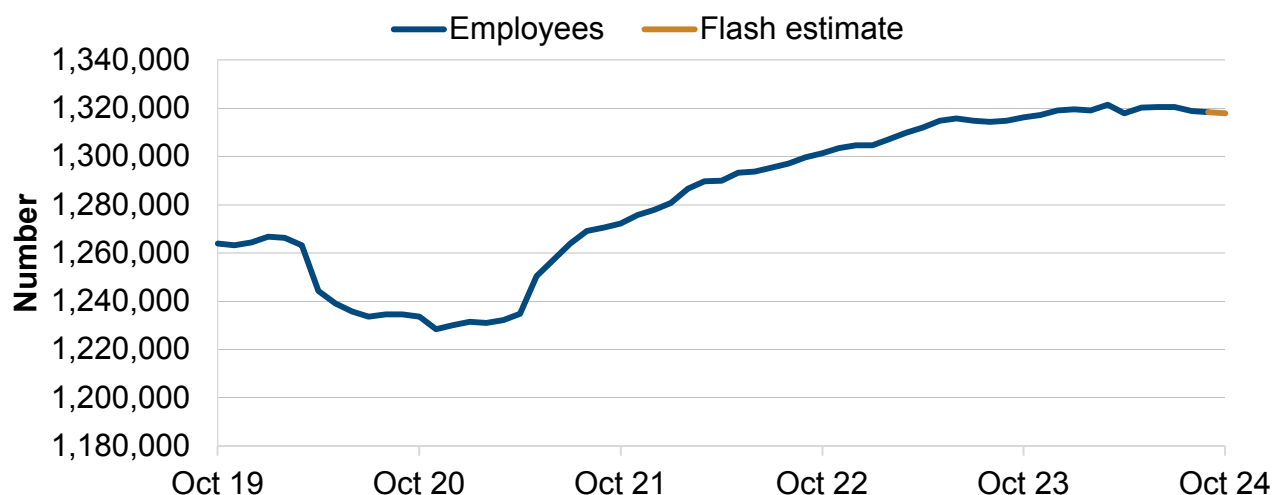
This document was downloaded from GOV.WALES and may not be the latest version.

Go to <https://www.gov.wales/labour-market-overview-november-2024-headline-results-html> for the latest version.

Get [information on copyright](#).

Paid Employees

Figure 1: Payrolled Employees, Wales, October 2019 to October 2024



Description of Figure 1: A line chart showing the trend in the number of paid employees over the past few years has been generally increasing despite a steep decrease between March 2020 and July 2020.

Source: Welsh Government analysis of Pay As You Earn Real Time Information, ONS and HMRC

Early estimates for October 2024 indicate that the number of paid employees in Wales has decreased by 500 (0.0% to 1 decimal place) over the month to 1.32 million.

At a UK level, early estimates for October 2024 showed a monthly decrease of 5,200 (0.0% to 1 decimal place).

Other detailed breakdowns of [paid employees including by local authority, by age and by sector are published by the ONS](#).

This document was downloaded from GOV.WALES and may not be the latest version.

Go to <https://www.gov.wales/labour-market-overview-november-2024-headline-results-html> for the latest version.

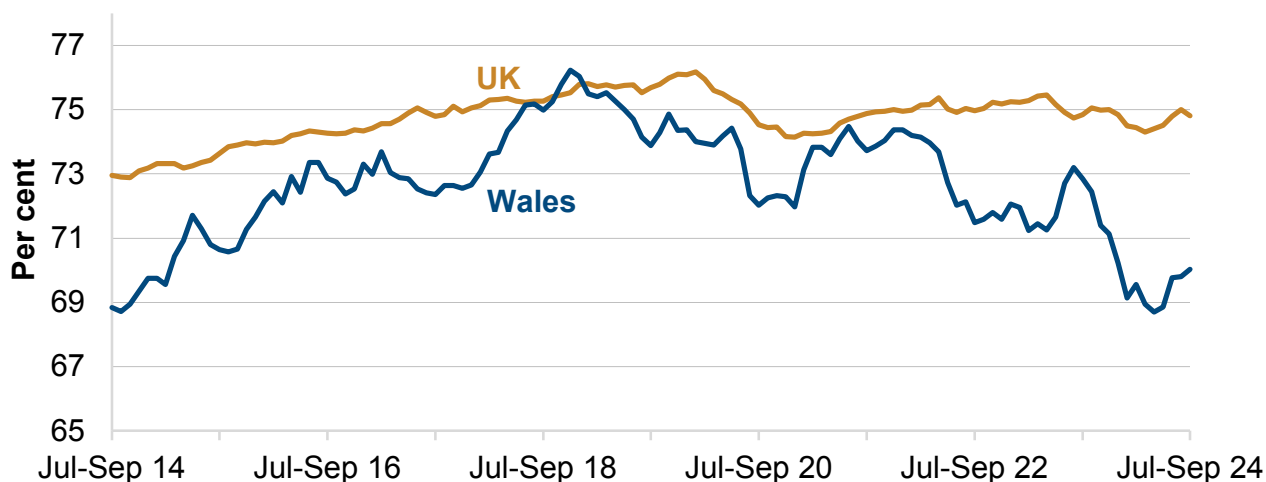
Get [information on copyright](#).

Headline labour market indicators from the Labour Force survey, 3 months to September 2024

Confidence intervals for headline labour market rates are available on the [ONS website](#). The latest data shows there were no statistically significant changes for headline labour market indicators in the three months to September 2024. This suggests that the quarterly and annual changes for these indicators are unlikely to reflect a real change in the data.

Employment rate

Figure 2: Employment rate, 3 months to September 2014 to the 3 months to September 2024



Description of Figure 2: Line chart showing the employment rate in the UK has generally been higher than in Wales over the last 10 years.

This document was downloaded from GOV.WALES and may not be the latest version.

Go to <https://www.gov.wales/labour-market-overview-november-2024-headline-results-html> for the latest version.

Get [information on copyright](#).

Source: Welsh Government analysis of LFS

Wales

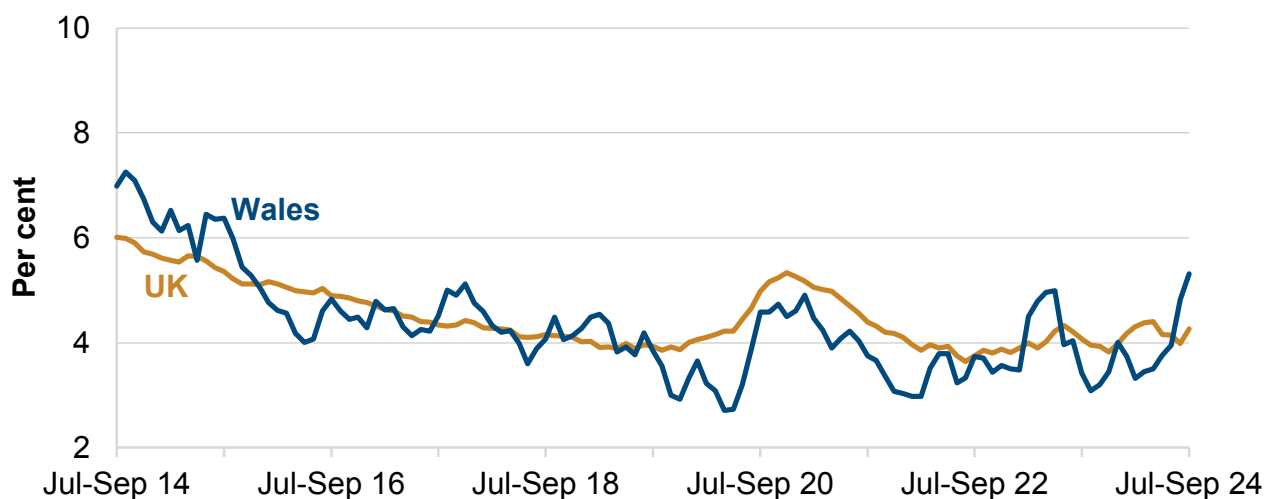
The employment rate in Wales was 70.0%. This is up 1.2 percentage points on the quarter and down 2.8 percentage points on the year.

UK

The UK employment rate was 74.8%. This is up 0.3 percentage points on the quarter and unchanged on the year.

Unemployment rate

Figure 3: Unemployment rate, 3 months to September 2014 to the 3 months to September 2024



Description of Figure 3: Line chart showing the unemployment rate has decreased overall in both Wales and the UK over the last 10 years.

This document was downloaded from GOV.WALES and may not be the latest version.

Go to <https://www.gov.wales/labour-market-overview-november-2024-headline-results-html> for the latest version.

Get [information on copyright](#).

Source: Welsh Government analysis of LFS

Wales

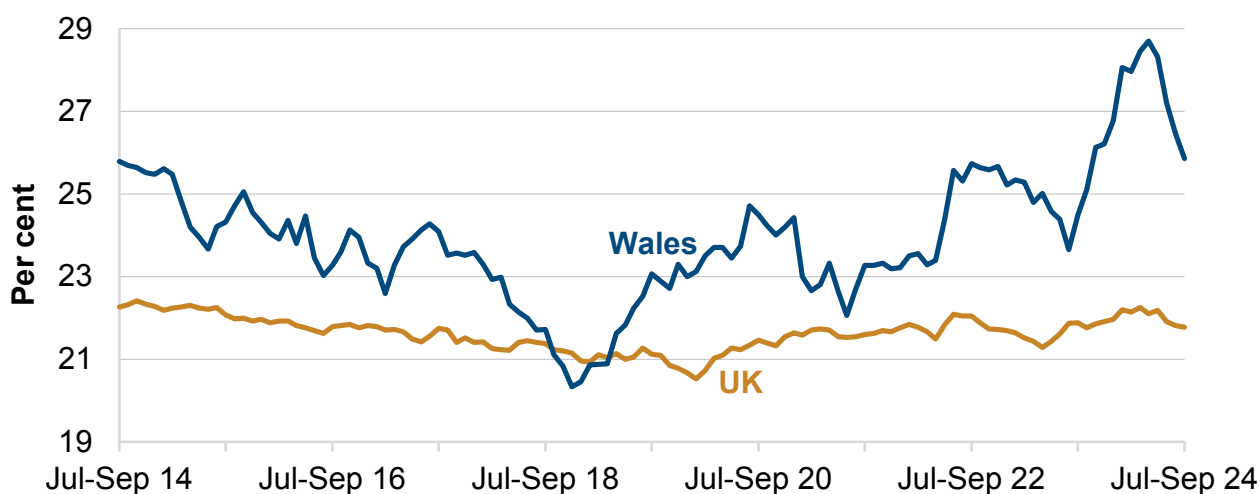
The unemployment rate in Wales was 5.3%. This is up 1.5 percentage points on the quarter and up 1.9 percentage points on the year.

UK

The UK unemployment rate was 4.3%. This is up 0.1 percentage points on the quarter and up 0.2 percentage points on the year.

Economic inactivity rate

Figure 4: Economic inactivity rate, 3 months to September 2014 to the 3 months to September 2024



Description of Figure 4: Line chart showing the economic inactivity rate has

This document was downloaded from GOV.WALES and may not be the latest version.

Go to <https://www.gov.wales/labour-market-overview-november-2024-headline-results-html> for the latest version.

Get [information on copyright](#).

generally decreased in the UK over the last 10 years but has seen an overall increase since early 2020. In Wales, the rate has fluctuated over this time but generally remains above the UK rate.

Source: Welsh Government analysis of LFS

Wales

The economic inactivity rate in Wales was 25.9%. This is down 2.5 percentage points on the quarter and up 1.4 percentage points on the year.

UK

The UK economic inactivity rate was 21.8%. This is down 0.4 percentage points on the quarter and down 0.1 percentage points on the year.

Further information

The ONS have highlighted that the challenges with maintaining response rates for the LFS continue to affect data quality despite the [reweighting of the estimates in February 2024](#). LFS-based labour market statistics will be labelled as [official statistics in development \(Office for Statistics Regulation\)](#) until further review and we continue to recommend caution when interpreting this data.

We would recommend using the LFS data alongside the trends in other measures of the labour market, particularly Workforce Jobs (a quarterly measure of jobs), claimant count (the number of people claiming unemployment related benefits) and the RTI data from HMRC (the number of employees on payroll) to gain a clearer picture of the Welsh labour market.

This document was downloaded from GOV.WALES and may not be the latest version.

Go to <https://www.gov.wales/labour-market-overview-november-2024-headline-results-html> for the latest version.

Get [information on copyright](#).

Contact details

Statistician: Joe Davies

Email: labourmarket.stats@gov.wales

Media: 0300 025 8099

This document may not be fully accessible.

For more information refer to our [accessibility statement](#).

This document was downloaded from GOV.WALES and may not be the latest version.

Go to <https://www.gov.wales/labour-market-overview-november-2024-headline-results-html> for the latest version.

Get [information on copyright](#).