



Llywodraeth Cymru
Welsh Government

REPORT

Slides and datasets from the Minister for Education and Deputy Chief Medical Officer's coronavirus briefing: 5 February 2021

Statistical information from the Minister for Education and Deputy Chief Medical Officer's coronavirus briefing on 5 February 2021.

First published: 5 February 2021

Last updated: 5 February 2021

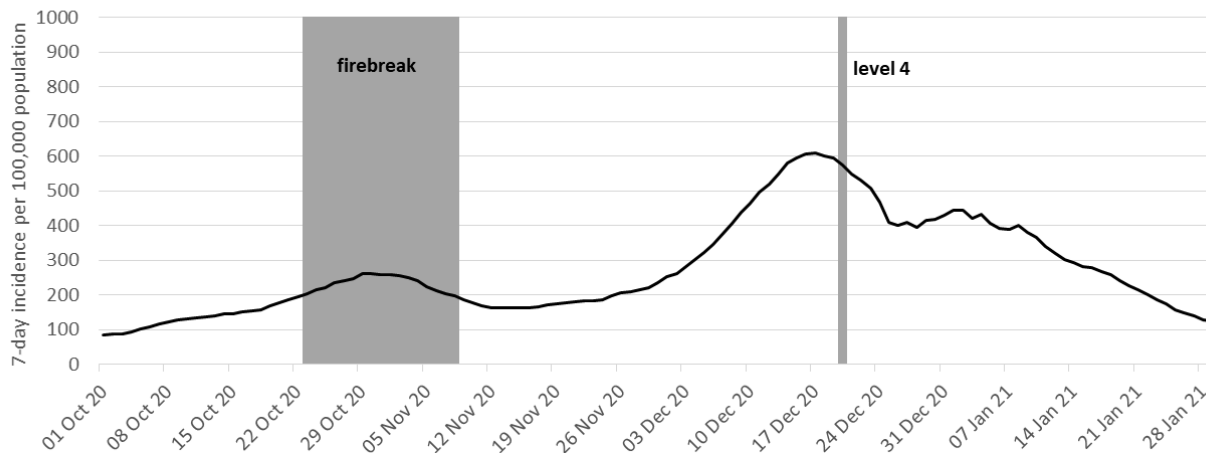
This document was downloaded from GOV.WALES and may not be the latest version.

Go to <https://gov.wales/slides-and-datasets-minister-education-and-deputy-chief-medical-officers-coronavirus-briefing-5-0> for the latest version.

Get [information on copyright](#).

Slide 1

Cases of coronavirus in Wales



Source: Public Health Wales.
Data as at 04/02/2021

There has been a fall in the all-Wales incidence rate



Diogelu Cymru gyda'n gilydd
Together we'll keep Wales safe

Source: [Public Health Wales rapid COVID-19 surveillance dashboard](#)

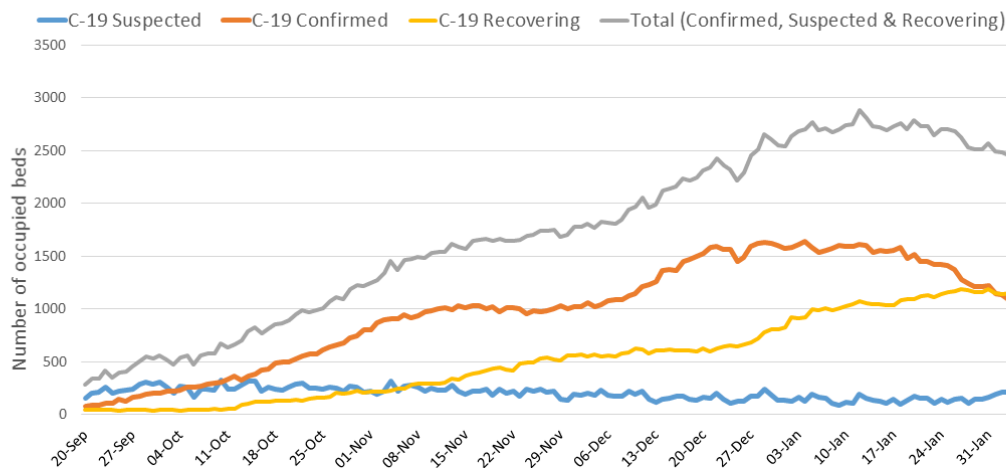
This document was downloaded from GOV.WALES and may not be the latest version.

Go to <https://gov.wales/slides-and-datasets-minister-education-and-deputy-chief-medical-officers-coronavirus-briefing-5-0> for the latest version.

Get [information on copyright](#).

Slide 2

Hospitalisations of COVID-19 related patients



Source: NHS Wales
Data as at 03/02/2021

Since 06 January 2021, the total number of COVID-19 related patients in hospitals has stabilised and is starting to fall.



Diogelu Cymru gyda'n gilydd
Together we'll keep Wales safe

Source: NHS Wales and [NHS hospitalisations by date and patient type on StatsWales](#)

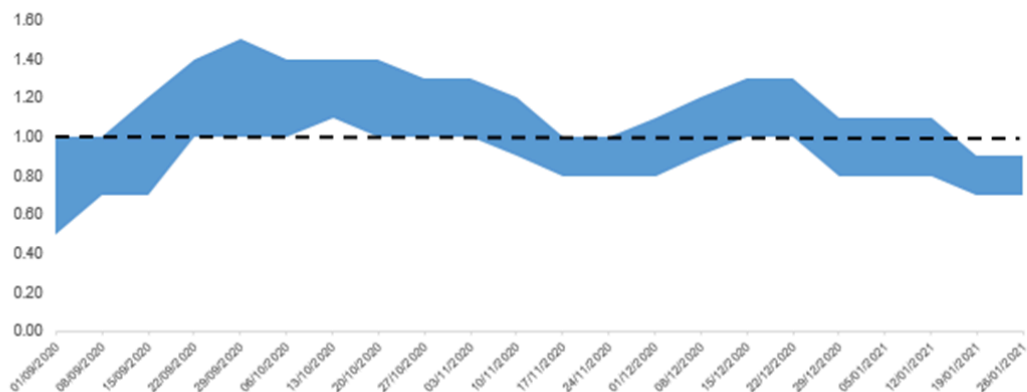
This document was downloaded from GOV.WALES and may not be the latest version.

Go to <https://gov.wales/slides-and-datasets-minister-education-and-deputy-chief-medical-officers-coronavirus-briefing-5-0> for the latest version.

Get [information on copyright](#).

Slide 3

Trend in R Number estimates in Wales, from 1 September 2020 to 26 January 2021



Source: Produced by SPI-M modelling groups and approved by SAGE
Data as at 26/01/2021

The R number in Wales has fallen since December.



Diogelu Cymru gyda'n gilydd
Together we'll keep Wales safe

Source: Produced by SPI-M modelling groups and approved by SAGE

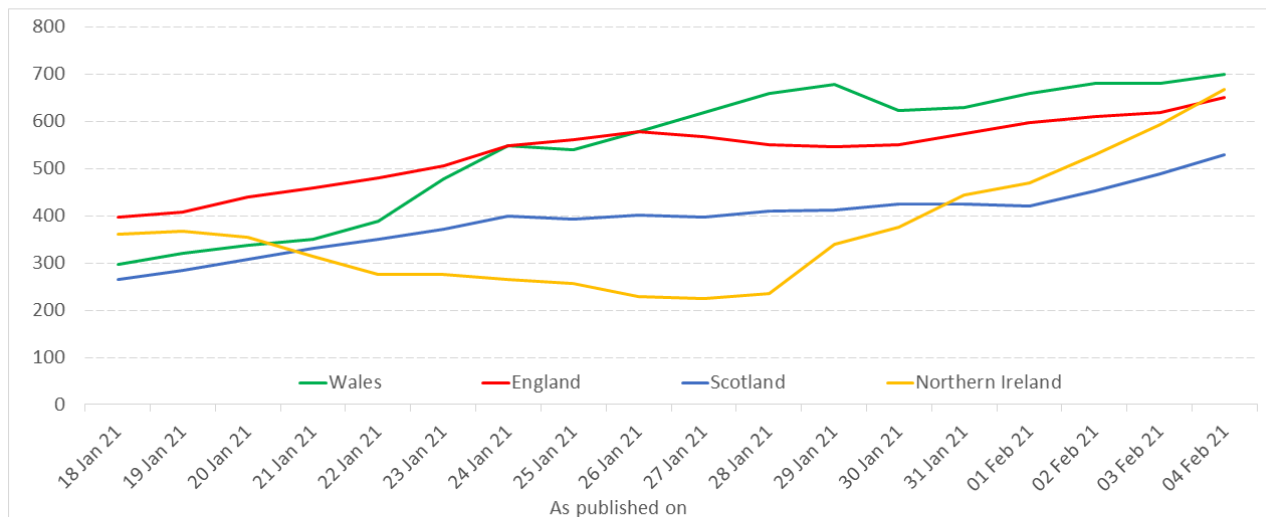
This document was downloaded from GOV.WALES and may not be the latest version.

Go to <https://gov.wales/slides-and-datasets-minister-education-and-deputy-chief-medical-officers-coronavirus-briefing-5-0> for the latest version.

Get [information on copyright](#).

Slide 4

First dose vaccinations reported daily per 100,000 people, 7 day rolling average



Source: Public Health Wales, UK Government.
Data as at 04/02/2021

The vaccination rate in Wales has increased over the past two weeks.



Diogelu Cymru gyda'n gilydd
Together we'll keep Wales safe

Source: [Public Health Wales rapid COVID-19 surveillance dashboard](#) and [Coronavirus \(COVID-19\) in the UK \(GOV.UK\)](#)

This document was downloaded from GOV.WALES and may not be the latest version.

Go to <https://gov.wales/slides-and-datasets-minister-education-and-deputy-chief-medical-officers-coronavirus-briefing-5-0> for the latest version.

Get [information on copyright](#).

About this document

This document is a copy of the web page [Slides and datasets from the Minister for Education and Deputy Chief Medical Officer's coronavirus briefing: 5 February 2021](#) downloaded.

Go to <https://gov.wales/slides-and-datasets-minister-education-and-deputy-chief-medical-officers-coronavirus-briefing-5-0> for the latest version.

This document may not be fully accessible, for more information refer to our [accessibility statement](#).

Get [information on copyright](#).

This document was downloaded from GOV.WALES and may not be the latest version.

Go to <https://gov.wales/slides-and-datasets-minister-education-and-deputy-chief-medical-officers-coronavirus-briefing-5-0> for the latest version.

Get [information on copyright](#).